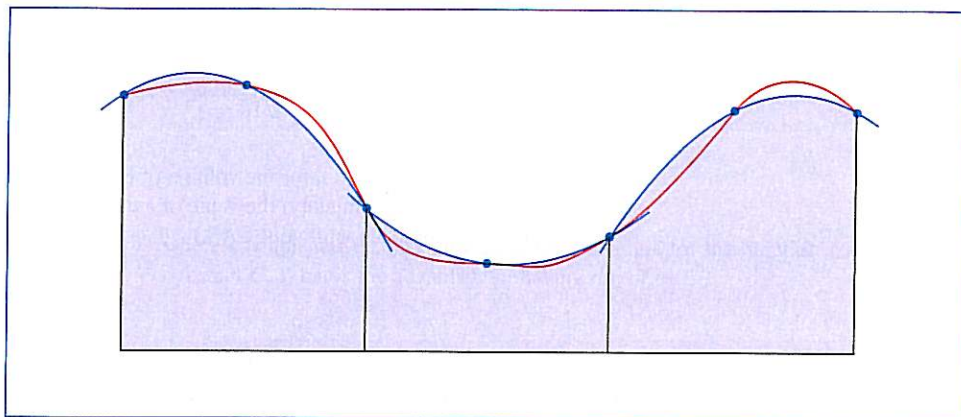


## 7

## TECHNIQUES OF INTEGRATION

Simpson's Rule estimates integrals by approximating graphs with parabolas.



Because of the Fundamental Theorem of Calculus, we can integrate a function if we know an antiderivative, that is, an indefinite integral. We summarize here the most important integrals that we have learned so far.

$$\int x^n dx = \frac{x^{n+1}}{n+1} + C \quad (n \neq -1)$$

$$\int \frac{1}{x} dx = \ln|x| + C$$

$$\int e^x dx = e^x + C$$

$$\int a^x dx = \frac{a^x}{\ln a} + C$$

$$\int \sin x dx = -\cos x + C$$

$$\int \cos x dx = \sin x + C$$

$$\int \sec^2 x dx = \tan x + C$$

$$\int \csc^2 x dx = -\cot x + C$$

$$\int \sec x \tan x dx = \sec x + C$$

$$\int \csc x \cot x dx = -\csc x + C$$

$$\int \sinh x dx = \cosh x + C$$

$$\int \cosh x dx = \sinh x + C$$

$$\int \tan x dx = \ln|\sec x| + C$$

$$\int \cot x dx = \ln|\sin x| + C$$

$$\int \frac{1}{x^2 + a^2} dx = \frac{1}{a} \tan^{-1}\left(\frac{x}{a}\right) + C$$

$$\int \frac{1}{\sqrt{a^2 - x^2}} dx = \sin^{-1}\left(\frac{x}{a}\right) + C$$

In this chapter we develop techniques for using these basic integration formulas to obtain indefinite integrals of more complicated functions. We learned the most important method of integration, the Substitution Rule, in Section 5.5. The other general technique, integration by parts, is presented in Section 7.1. Then we learn methods that are special to particular classes of functions, such as trigonometric functions and rational functions.

Integration is not as straightforward as differentiation; there are no rules that absolutely guarantee obtaining an indefinite integral of a function. Therefore we discuss a strategy for integration in Section 7.5.

## 7.1 INTEGRATION BY PARTS

Every differentiation rule has a corresponding integration rule. For instance, the Substitution Rule for integration corresponds to the Chain Rule for differentiation. The rule that corresponds to the Product Rule for differentiation is called the rule for *integration by parts*.

The Product Rule states that if  $f$  and  $g$  are differentiable functions, then

$$\frac{d}{dx} [f(x)g(x)] = f(x)g'(x) + g(x)f'(x)$$

In the notation for indefinite integrals this equation becomes

$$\int [f(x)g'(x) + g(x)f'(x)] dx = f(x)g(x)$$

or

$$\int f(x)g'(x) dx + \int g(x)f'(x) dx = f(x)g(x)$$

We can rearrange this equation as

**1**

$$\int f(x)g'(x) dx = f(x)g(x) - \int g(x)f'(x) dx$$

Formula 1 is called the **formula for integration by parts**. It is perhaps easier to remember in the following notation. Let  $u = f(x)$  and  $v = g(x)$ . Then the differentials are  $du = f'(x) dx$  and  $dv = g'(x) dx$ , so, by the Substitution Rule, the formula for integration by parts becomes

**2**

$$\int u dv = uv - \int v du$$

**EXAMPLE 1** Find  $\int x \sin x dx$ .

**SOLUTION USING FORMULA 1** Suppose we choose  $f(x) = x$  and  $g'(x) = \sin x$ . Then  $f'(x) = 1$  and  $g(x) = -\cos x$ . (For  $g$  we can choose *any* antiderivative of  $g'$ .) Thus, using Formula 1, we have

$$\begin{aligned} \int x \sin x dx &= f(x)g(x) - \int g(x)f'(x) dx \\ &= x(-\cos x) - \int (-\cos x) dx \\ &= -x \cos x + \int \cos x dx \\ &= -x \cos x + \sin x + C \end{aligned}$$

It's wise to check the answer by differentiating it. If we do so, we get  $x \sin x$ , as expected.

SOLUTION USING FORMULA 2 Let

■ It is helpful to use the pattern:

$$\begin{aligned} u &= \square & dv &= \square \\ du &= \square & v &= \square \end{aligned}$$

$$u = x \quad dv = \sin x \, dx$$

Then 
$$du = dx \quad v = -\cos x$$

and so

$$\begin{aligned} \int x \sin x \, dx &= \int \overbrace{x}^u \overbrace{\sin x \, dx}^{dv} = \overbrace{x}^u \overbrace{(-\cos x)}^v - \int \overbrace{(-\cos x)}^v \overbrace{dx}^{du} \\ &= -x \cos x + \int \cos x \, dx \\ &= -x \cos x + \sin x + C \end{aligned}$$

□

**NOTE** Our aim in using integration by parts is to obtain a simpler integral than the one we started with. Thus in Example 1 we started with  $\int x \sin x \, dx$  and expressed it in terms of the simpler integral  $\int \cos x \, dx$ . If we had instead chosen  $u = \sin x$  and  $dv = x \, dx$ , then  $du = \cos x \, dx$  and  $v = x^2/2$ , so integration by parts gives

$$\int x \sin x \, dx = (\sin x) \frac{x^2}{2} - \frac{1}{2} \int x^2 \cos x \, dx$$

Although this is true,  $\int x^2 \cos x \, dx$  is a more difficult integral than the one we started with. In general, when deciding on a choice for  $u$  and  $dv$ , we usually try to choose  $u = f(x)$  to be a function that becomes simpler when differentiated (or at least not more complicated) as long as  $dv = g'(x) \, dx$  can be readily integrated to give  $v$ .

▣ **EXAMPLE 2** Evaluate  $\int \ln x \, dx$ .

**SOLUTION** Here we don't have much choice for  $u$  and  $dv$ . Let

$$u = \ln x \quad dv = dx$$

Then 
$$du = \frac{1}{x} \, dx \quad v = x$$

Integrating by parts, we get

$$\begin{aligned} \int \ln x \, dx &= x \ln x - \int x \frac{dx}{x} \\ &= x \ln x - \int dx \\ &= x \ln x - x + C \end{aligned}$$

■ It's customary to write  $\int 1 \, dx$  as  $\int dx$ .

■ Check the answer by differentiating it.

Integration by parts is effective in this example because the derivative of the function  $f(x) = \ln x$  is simpler than  $f$ . □

**EXAMPLE 3** Find  $\int t^2 e^t dt$ .

**SOLUTION** Notice that  $t^2$  becomes simpler when differentiated (whereas  $e^t$  is unchanged when differentiated or integrated), so we choose

$$u = t^2 \quad dv = e^t dt$$

Then

$$du = 2t dt \quad v = e^t$$

Integration by parts gives

$$\boxed{3} \quad \int t^2 e^t dt = t^2 e^t - 2 \int t e^t dt$$

The integral that we obtained,  $\int t e^t dt$ , is simpler than the original integral but is still not obvious. Therefore, we use integration by parts a second time, this time with  $u = t$  and  $dv = e^t dt$ . Then  $du = dt$ ,  $v = e^t$ , and

$$\int t e^t dt = t e^t - \int e^t dt = t e^t - e^t + C$$

Putting this in Equation 3, we get

$$\begin{aligned} \int t^2 e^t dt &= t^2 e^t - 2 \int t e^t dt \\ &= t^2 e^t - 2(t e^t - e^t + C) \\ &= t^2 e^t - 2t e^t + 2e^t + C_1 \quad \text{where } C_1 = -2C \end{aligned} \quad \square$$

■ An easier method, using complex numbers, is given in Exercise 50 in Appendix H.

**EXAMPLE 4** Evaluate  $\int e^x \sin x dx$ .

**SOLUTION** Neither  $e^x$  nor  $\sin x$  becomes simpler when differentiated, but we try choosing  $u = e^x$  and  $dv = \sin x dx$  anyway. Then  $du = e^x dx$  and  $v = -\cos x$ , so integration by parts gives

$$\boxed{4} \quad \int e^x \sin x dx = -e^x \cos x + \int e^x \cos x dx$$

The integral that we have obtained,  $\int e^x \cos x dx$ , is no simpler than the original one, but at least it's no more difficult. Having had success in the preceding example integrating by parts twice, we persevere and integrate by parts again. This time we use  $u = e^x$  and  $dv = \cos x dx$ . Then  $du = e^x dx$ ,  $v = \sin x$ , and

$$\boxed{5} \quad \int e^x \cos x dx = e^x \sin x - \int e^x \sin x dx$$

At first glance, it appears as if we have accomplished nothing because we have arrived at  $\int e^x \sin x dx$ , which is where we started. However, if we put the expression for  $\int e^x \cos x dx$  from Equation 5 into Equation 4 we get

$$\int e^x \sin x dx = -e^x \cos x + e^x \sin x - \int e^x \sin x dx$$

Figure 1 illustrates Example 4 by showing the graphs of  $f(x) = e^x \sin x$  and  $F(x) = \frac{1}{2}e^x(\sin x - \cos x)$ . As a visual check on our work, notice that  $f'(x) = 0$  when  $F$  has a maximum or minimum.

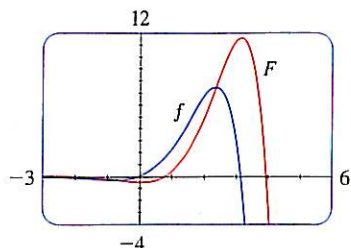


FIGURE 1

This can be regarded as an equation to be solved for the unknown integral. Adding  $\int e^x \sin x \, dx$  to both sides, we obtain

$$2 \int e^x \sin x \, dx = -e^x \cos x + e^x \sin x$$

Dividing by 2 and adding the constant of integration, we get

$$\int e^x \sin x \, dx = \frac{1}{2}e^x(\sin x - \cos x) + C \quad \square$$

If we combine the formula for integration by parts with Part 2 of the Fundamental Theorem of Calculus, we can evaluate definite integrals by parts. Evaluating both sides of Formula 1 between  $a$  and  $b$ , assuming  $f'$  and  $g'$  are continuous, and using the Fundamental Theorem, we obtain

6

$$\int_a^b f(x)g'(x) \, dx = f(x)g(x) \Big|_a^b - \int_a^b g(x)f'(x) \, dx$$

**EXAMPLE 5** Calculate  $\int_0^1 \tan^{-1}x \, dx$ .

**SOLUTION** Let

$$u = \tan^{-1}x \quad dv = dx$$

Then

$$du = \frac{dx}{1+x^2} \quad v = x$$

So Formula 6 gives

$$\begin{aligned} \int_0^1 \tan^{-1}x \, dx &= x \tan^{-1}x \Big|_0^1 - \int_0^1 \frac{x}{1+x^2} \, dx \\ &= 1 \cdot \tan^{-1}1 - 0 \cdot \tan^{-1}0 - \int_0^1 \frac{x}{1+x^2} \, dx \\ &= \frac{\pi}{4} - \int_0^1 \frac{x}{1+x^2} \, dx \end{aligned}$$

Since  $\tan^{-1}x \geq 0$  for  $x \geq 0$ , the integral in Example 5 can be interpreted as the area of the region shown in Figure 2.

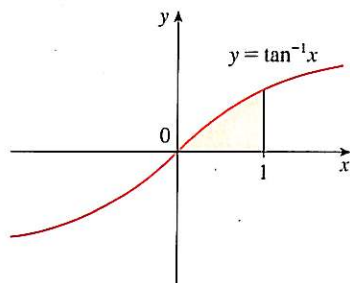


FIGURE 2

To evaluate this integral we use the substitution  $t = 1 + x^2$  (since  $u$  has another meaning in this example). Then  $dt = 2x \, dx$ , so  $x \, dx = \frac{1}{2} dt$ . When  $x = 0$ ,  $t = 1$ ; when  $x = 1$ ,  $t = 2$ ; so

$$\begin{aligned} \int_0^1 \frac{x}{1+x^2} \, dx &= \frac{1}{2} \int_1^2 \frac{dt}{t} = \frac{1}{2} \ln |t| \Big|_1^2 \\ &= \frac{1}{2}(\ln 2 - \ln 1) = \frac{1}{2} \ln 2 \end{aligned}$$

Therefore

$$\int_0^1 \tan^{-1}x \, dx = \frac{\pi}{4} - \int_0^1 \frac{x}{1+x^2} \, dx = \frac{\pi}{4} - \frac{\ln 2}{2} \quad \square$$

Equation 7 is called a *reduction formula* because the exponent  $n$  has been reduced to  $n - 1$  and  $n - 2$ .

**EXAMPLE 6** Prove the reduction formula

$$\boxed{7} \quad \int \sin^n x \, dx = -\frac{1}{n} \cos x \sin^{n-1} x + \frac{n-1}{n} \int \sin^{n-2} x \, dx$$

where  $n \geq 2$  is an integer.

**SOLUTION** Let  $u = \sin^{n-1} x$   $dv = \sin x \, dx$

Then  $du = (n-1) \sin^{n-2} x \cos x \, dx$   $v = -\cos x$

so integration by parts gives

$$\int \sin^n x \, dx = -\cos x \sin^{n-1} x + (n-1) \int \sin^{n-2} x \cos^2 x \, dx$$

Since  $\cos^2 x = 1 - \sin^2 x$ , we have

$$\int \sin^n x \, dx = -\cos x \sin^{n-1} x + (n-1) \int \sin^{n-2} x \, dx - (n-1) \int \sin^n x \, dx$$

As in Example 4, we solve this equation for the desired integral by taking the last term on the right side to the left side. Thus we have

$$n \int \sin^n x \, dx = -\cos x \sin^{n-1} x + (n-1) \int \sin^{n-2} x \, dx$$

or 
$$\int \sin^n x \, dx = -\frac{1}{n} \cos x \sin^{n-1} x + \frac{n-1}{n} \int \sin^{n-2} x \, dx \quad \square$$

The reduction formula (7) is useful because by using it repeatedly we could eventually express  $\int \sin^n x \, dx$  in terms of  $\int \sin x \, dx$  (if  $n$  is odd) or  $\int (\sin x)^0 \, dx = \int dx$  (if  $n$  is even).

## 7.1 EXERCISES

1–2 Evaluate the integral using integration by parts with the indicated choices of  $u$  and  $dv$ .

1.  $\int x^2 \ln x \, dx$ ;  $u = \ln x$ ,  $dv = x^2 \, dx$

2.  $\int \theta \cos \theta \, d\theta$ ;  $u = \theta$ ,  $dv = \cos \theta \, d\theta$

3–32 Evaluate the integral.

3.  $\int x \cos 5x \, dx$

4.  $\int x e^{-x} \, dx$

5.  $\int r e^{r/2} \, dr$

6.  $\int t \sin 2t \, dt$

7.  $\int x^2 \sin \pi x \, dx$

8.  $\int x^2 \cos mx \, dx$

9.  $\int \ln(2x+1) \, dx$

10.  $\int \sin^{-1} x \, dx$

11.  $\int \arctan 4t \, dt$

12.  $\int p^5 \ln p \, dp$

13.  $\int t \sec^2 2t \, dt$

14.  $\int s 2^s \, ds$

15.  $\int (\ln x)^2 \, dx$

16.  $\int t \sinh mt \, dt$

17.  $\int e^{2\theta} \sin 3\theta \, d\theta$

18.  $\int e^{-\theta} \cos 2\theta \, d\theta$

19.  $\int_0^\pi t \sin 3t \, dt$

20.  $\int_0^1 (x^2 + 1)e^{-x} \, dx$

21.  $\int_0^1 t \cosh t \, dt$

22.  $\int_4^9 \frac{\ln y}{\sqrt{y}} \, dy$

23.  $\int_1^2 \frac{\ln x}{x^2} \, dx$

24.  $\int_0^\pi x^3 \cos x \, dx$

25.  $\int_0^1 \frac{y}{e^{2y}} dy$

26.  $\int_1^{\sqrt{3}} \arctan(1/x) dx$

27.  $\int_0^{1/2} \cos^{-1}x dx$

28.  $\int_1^2 \frac{(\ln x)^2}{x^3} dx$

29.  $\int \cos x \ln(\sin x) dx$

30.  $\int_0^1 \frac{r^3}{\sqrt{4+r^2}} dr$

31.  $\int_1^2 x^4(\ln x)^2 dx$

32.  $\int_0^t e^s \sin(t-s) ds$

**33–38** First make a substitution and then use integration by parts to evaluate the integral.

33.  $\int \cos \sqrt{x} dx$

34.  $\int t^3 e^{-t^2} dt$

35.  $\int_{\sqrt{\pi/2}}^{\sqrt{\pi}} \theta^3 \cos(\theta^2) d\theta$

36.  $\int_0^{\pi} e^{\cos t} \sin 2t dt$

37.  $\int x \ln(1+x) dx$

38.  $\int \sin(\ln x) dx$

**39–42** Evaluate the indefinite integral. Illustrate, and check that your answer is reasonable, by graphing both the function and its antiderivative (take  $C = 0$ ).

39.  $\int (2x + 3)e^x dx$

40.  $\int x^{3/2} \ln x dx$

41.  $\int x^3 \sqrt{1+x^2} dx$

42.  $\int x^2 \sin 2x dx$

43. (a) Use the reduction formula in Example 6 to show that

$$\int \sin^2 x dx = \frac{x}{2} - \frac{\sin 2x}{4} + C$$

(b) Use part (a) and the reduction formula to evaluate  $\int \sin^4 x dx$ .

44. (a) Prove the reduction formula

$$\int \cos^n x dx = \frac{1}{n} \cos^{n-1} x \sin x + \frac{n-1}{n} \int \cos^{n-2} x dx$$

(b) Use part (a) to evaluate  $\int \cos^2 x dx$ .  
 (c) Use parts (a) and (b) to evaluate  $\int \cos^4 x dx$ .

45. (a) Use the reduction formula in Example 6 to show that

$$\int_0^{\pi/2} \sin^n x dx = \frac{n-1}{n} \int_0^{\pi/2} \sin^{n-2} x dx$$

where  $n \geq 2$  is an integer.

(b) Use part (a) to evaluate  $\int_0^{\pi/2} \sin^3 x dx$  and  $\int_0^{\pi/2} \sin^5 x dx$ .  
 (c) Use part (a) to show that, for odd powers of sine,

$$\int_0^{\pi/2} \sin^{2n+1} x dx = \frac{2 \cdot 4 \cdot 6 \cdots 2n}{3 \cdot 5 \cdot 7 \cdots (2n+1)}$$

46. Prove that, for even powers of sine,

$$\int_0^{\pi/2} \sin^{2n} x dx = \frac{1 \cdot 3 \cdot 5 \cdots (2n-1)}{2 \cdot 4 \cdot 6 \cdots 2n} \frac{\pi}{2}$$

**47–50** Use integration by parts to prove the reduction formula.

47.  $\int (\ln x)^n dx = x(\ln x)^n - n \int (\ln x)^{n-1} dx$

48.  $\int x^n e^x dx = x^n e^x - n \int x^{n-1} e^x dx$

49.  $\tan^n x dx = \frac{\tan^{n-1} x}{n-1} - \int \tan^{n-2} x dx \quad (n \neq 1)$

50.  $\int \sec^n x dx = \frac{\tan x \sec^{n-2} x}{n-1} + \frac{n-2}{n-1} \int \sec^{n-2} x dx \quad (n \neq 1)$

51. Use Exercise 47 to find  $\int (\ln x)^3 dx$ .

52. Use Exercise 48 to find  $\int x^4 e^x dx$ .

**53–54** Find the area of the region bounded by the given curves.

53.  $y = xe^{-0.4x}, y = 0, x = 5$

54.  $y = 5 \ln x, y = x \ln x$

**55–56** Use a graph to find approximate  $x$ -coordinates of the points of intersection of the given curves. Then find (approximately) the area of the region bounded by the curves.

55.  $y = x \sin x, y = (x-2)^2$

56.  $y = \arctan 3x, y = \frac{1}{2}x$

**57–60** Use the method of cylindrical shells to find the volume generated by rotating the region bounded by the given curves about the specified axis.

57.  $y = \cos(\pi x/2), y = 0, 0 \leq x \leq 1$ ; about the  $y$ -axis

58.  $y = e^x, y = e^{-x}, x = 1$ ; about the  $y$ -axis

59.  $y = e^{-x}, y = 0, x = -1, x = 0$ ; about  $x = 1$

60.  $y = e^x, x = 0, y = \pi$ ; about the  $x$ -axis

61. Find the average value of  $f(x) = x^2 \ln x$  on the interval  $[1, 3]$ .

62. A rocket accelerates by burning its onboard fuel, so its mass decreases with time. Suppose the initial mass of the rocket at liftoff (including its fuel) is  $m$ , the fuel is consumed at rate  $r$ , and the exhaust gases are ejected with constant velocity  $v_e$  (relative to the rocket). A model for the velocity of the rocket at time  $t$  is given by the equation

$$v(t) = -gt - v_e \ln \frac{m - rt}{m}$$

where  $g$  is the acceleration due to gravity and  $t$  is not too large. If  $g = 9.8 \text{ m/s}^2$ ,  $m = 30,000 \text{ kg}$ ,  $r = 160 \text{ kg/s}$ , and  $v_e = 3000 \text{ m/s}$ , find the height of the rocket one minute after liftoff.

63. A particle that moves along a straight line has velocity  $v(t) = t^2 e^{-t}$  meters per second after  $t$  seconds. How far will it travel during the first  $t$  seconds?

64. If  $f(0) = g(0) = 0$  and  $f''$  and  $g''$  are continuous, show that

$$\int_0^a f(x)g''(x) dx = f(a)g'(a) - f'(a)g(a) + \int_0^a f''(x)g(x) dx$$

65. Suppose that  $f(1) = 2$ ,  $f(4) = 7$ ,  $f'(1) = 5$ ,  $f'(4) = 3$ , and  $f''$  is continuous. Find the value of  $\int_1^4 xf''(x) dx$ .

66. (a) Use integration by parts to show that

$$\int f(x) dx = xf(x) - \int xf'(x) dx$$

(b) If  $f$  and  $g$  are inverse functions and  $f'$  is continuous, prove that

$$\int_a^b f(x) dx = bf(b) - af(a) - \int_{f(a)}^{f(b)} g(y) dy$$

[Hint: Use part (a) and make the substitution  $y = f(x)$ .]

(c) In the case where  $f$  and  $g$  are positive functions and  $b > a > 0$ , draw a diagram to give a geometric interpretation of part (b).

(d) Use part (b) to evaluate  $\int_1^e \ln x dx$ .

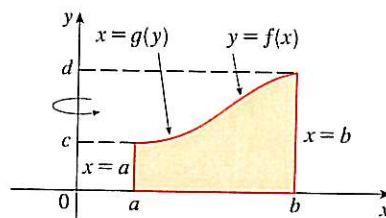
67. We arrived at Formula 6.3.2,  $V = \int_a^b 2\pi x f(x) dx$ , by using cylindrical shells, but now we can use integration by parts to prove it using the slicing method of Section 6.2, at least for the case where  $f$  is one-to-one and therefore has an inverse function  $g$ . Use the figure to show that

$$V = \pi b^2 d - \pi a^2 c - \int_c^d \pi [g(y)]^2 dy$$

Make the substitution  $y = f(x)$  and then use integration by

parts on the resulting integral to prove that

$$V = \int_a^b 2\pi x f(x) dx$$



68. Let  $I_n = \int_0^{\pi/2} \sin^n x dx$ .

(a) Show that  $I_{2n+2} \leq I_{2n+1} \leq I_{2n}$ .

(b) Use Exercise 46 to show that

$$\frac{I_{2n+2}}{I_{2n}} = \frac{2n+1}{2n+2}$$

(c) Use parts (a) and (b) to show that

$$\frac{2n+1}{2n+2} \leq \frac{I_{2n+1}}{I_{2n}} \leq 1$$

and deduce that  $\lim_{n \rightarrow \infty} I_{2n+1}/I_{2n} = 1$ .

(d) Use part (c) and Exercises 45 and 46 to show that

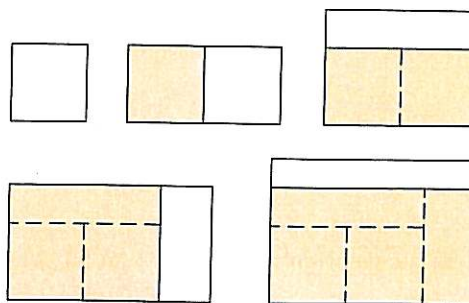
$$\lim_{n \rightarrow \infty} \frac{2}{1} \cdot \frac{2}{3} \cdot \frac{4}{3} \cdot \frac{4}{5} \cdot \frac{6}{5} \cdot \frac{6}{7} \cdot \dots \cdot \frac{2n}{2n-1} \cdot \frac{2n}{2n+1} = \frac{\pi}{2}$$

This formula is usually written as an infinite product:

$$\frac{\pi}{2} = \frac{2}{1} \cdot \frac{2}{3} \cdot \frac{4}{3} \cdot \frac{4}{5} \cdot \frac{6}{5} \cdot \frac{6}{7} \cdot \dots$$

and is called the Wallis product.

(e) We construct rectangles as follows. Start with a square of area 1 and attach rectangles of area 1 alternately beside or on top of the previous rectangle (see the figure). Find the limit of the ratios of width to height of these rectangles.





## 7.2 TRIGONOMETRIC INTEGRALS

In this section we use trigonometric identities to integrate certain combinations of trigonometric functions. We start with powers of sine and cosine.

**EXAMPLE 1** Evaluate  $\int \cos^3 x \, dx$ .

**SOLUTION** Simply substituting  $u = \cos x$  isn't helpful, since then  $du = -\sin x \, dx$ . In order to integrate powers of cosine, we would need an extra  $\sin x$  factor. Similarly, a power of sine would require an extra  $\cos x$  factor. Thus here we can separate one cosine factor and convert the remaining  $\cos^2 x$  factor to an expression involving sine using the identity  $\sin^2 x + \cos^2 x = 1$ :

$$\cos^3 x = \cos^2 x \cdot \cos x = (1 - \sin^2 x) \cos x$$

We can then evaluate the integral by substituting  $u = \sin x$ , so  $du = \cos x \, dx$  and

$$\begin{aligned} \int \cos^3 x \, dx &= \int \cos^2 x \cdot \cos x \, dx = \int (1 - \sin^2 x) \cos x \, dx \\ &= \int (1 - u^2) \, du = u - \frac{1}{3}u^3 + C \\ &= \sin x - \frac{1}{3}\sin^3 x + C \end{aligned}$$

In general, we try to write an integrand involving powers of sine and cosine in a form where we have only one sine factor (and the remainder of the expression in terms of cosine) or only one cosine factor (and the remainder of the expression in terms of sine). The identity  $\sin^2 x + \cos^2 x = 1$  enables us to convert back and forth between even powers of sine and cosine.

**EXAMPLE 2** Find  $\int \sin^5 x \cos^2 x \, dx$ .

**SOLUTION** We could convert  $\cos^2 x$  to  $1 - \sin^2 x$ , but we would be left with an expression in terms of  $\sin x$  with no extra  $\cos x$  factor. Instead, we separate a single sine factor and rewrite the remaining  $\sin^4 x$  factor in terms of  $\cos x$ :

$$\sin^5 x \cos^2 x = (\sin^2 x)^2 \cos^2 x \sin x = (1 - \cos^2 x)^2 \cos^2 x \sin x$$

Substituting  $u = \cos x$ , we have  $du = -\sin x \, dx$  and so

$$\begin{aligned} \int \sin^5 x \cos^2 x \, dx &= \int (\sin^2 x)^2 \cos^2 x \sin x \, dx \\ &= \int (1 - \cos^2 x)^2 \cos^2 x \sin x \, dx \\ &= \int (1 - u^2)^2 u^2 (-du) = -\int (u^2 - 2u^4 + u^6) \, du \\ &= -\left(\frac{u^3}{3} - 2\frac{u^5}{5} + \frac{u^7}{7}\right) + C \\ &= -\frac{1}{3}\cos^3 x + \frac{2}{5}\cos^5 x - \frac{1}{7}\cos^7 x + C \end{aligned}$$

Figure 1 shows the graphs of the integrand  $\sin^5 x \cos^2 x$  in Example 2 and its indefinite integral (with  $C = 0$ ). Which is which?

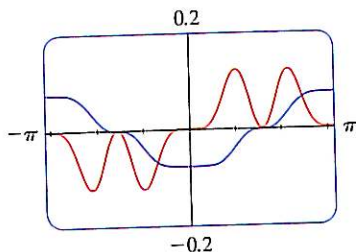


FIGURE 1

In the preceding examples, an odd power of sine or cosine enabled us to separate a single factor and convert the remaining even power. If the integrand contains even powers of both sine and cosine, this strategy fails. In this case, we can take advantage of the following half-angle identities (see Equations 17b and 17a in Appendix D):

$$\sin^2 x = \frac{1}{2}(1 - \cos 2x) \quad \text{and} \quad \cos^2 x = \frac{1}{2}(1 + \cos 2x)$$

■ Example 3 shows that the area of the region shown in Figure 2 is  $\pi/2$ .

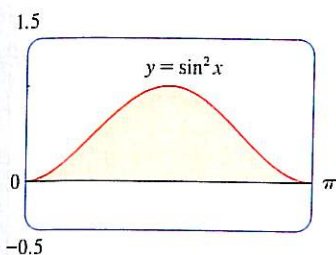


FIGURE 2

■ **EXAMPLE 3** Evaluate  $\int_0^{\pi} \sin^2 x \, dx$ .

**SOLUTION** If we write  $\sin^2 x = 1 - \cos^2 x$ , the integral is no simpler to evaluate. Using the half-angle formula for  $\sin^2 x$ , however, we have

$$\begin{aligned} \int_0^{\pi} \sin^2 x \, dx &= \frac{1}{2} \int_0^{\pi} (1 - \cos 2x) \, dx = \left[ \frac{1}{2}x - \frac{1}{2} \sin 2x \right]_0^{\pi} \\ &= \frac{1}{2}(\pi - \frac{1}{2} \sin 2\pi) - \frac{1}{2}(0 - \frac{1}{2} \sin 0) = \frac{1}{2}\pi \end{aligned}$$

Notice that we mentally made the substitution  $u = 2x$  when integrating  $\cos 2x$ . Another method for evaluating this integral was given in Exercise 43 in Section 7.1.  $\square$

■ **EXAMPLE 4** Find  $\int \sin^4 x \, dx$ .

**SOLUTION** We could evaluate this integral using the reduction formula for  $\int \sin^n x \, dx$  (Equation 7.1.7) together with Example 3 (as in Exercise 43 in Section 7.1), but a better method is to write  $\sin^4 x = (\sin^2 x)^2$  and use a half-angle formula:

$$\begin{aligned} \int \sin^4 x \, dx &= \int (\sin^2 x)^2 \, dx \\ &= \int \left( \frac{1 - \cos 2x}{2} \right)^2 \, dx \\ &= \frac{1}{4} \int (1 - 2 \cos 2x + \cos^2 2x) \, dx \end{aligned}$$

Since  $\cos^2 2x$  occurs, we must use another half-angle formula

$$\cos^2 2x = \frac{1}{2}(1 + \cos 4x)$$

This gives

$$\begin{aligned} \int \sin^4 x \, dx &= \frac{1}{4} \int [1 - 2 \cos 2x + \frac{1}{2}(1 + \cos 4x)] \, dx \\ &= \frac{1}{4} \int \left( \frac{3}{2} - 2 \cos 2x + \frac{1}{2} \cos 4x \right) \, dx \\ &= \frac{1}{4} \left( \frac{3}{2}x - \sin 2x + \frac{1}{8} \sin 4x \right) + C \end{aligned} \quad \square$$

To summarize, we list guidelines to follow when evaluating integrals of the form  $\int \sin^m x \cos^n x \, dx$ , where  $m \geq 0$  and  $n \geq 0$  are integers.

**STRATEGY FOR EVALUATING**  $\int \sin^m x \cos^n x dx$ 

- (a) If the power of cosine is odd ( $n = 2k + 1$ ), save one cosine factor and use  $\cos^2 x = 1 - \sin^2 x$  to express the remaining factors in terms of sine:

$$\begin{aligned}\int \sin^m x \cos^{2k+1} x dx &= \int \sin^m x (\cos^2 x)^k \cos x dx \\ &= \int \sin^m x (1 - \sin^2 x)^k \cos x dx\end{aligned}$$

Then substitute  $u = \sin x$ .

- (b) If the power of sine is odd ( $m = 2k + 1$ ), save one sine factor and use  $\sin^2 x = 1 - \cos^2 x$  to express the remaining factors in terms of cosine:

$$\begin{aligned}\int \sin^{2k+1} x \cos^n x dx &= \int (\sin^2 x)^k \cos^n x \sin x dx \\ &= \int (1 - \cos^2 x)^k \cos^n x \sin x dx\end{aligned}$$

Then substitute  $u = \cos x$ . [Note that if the powers of both sine and cosine are odd, either (a) or (b) can be used.]

- (c) If the powers of both sine and cosine are even, use the half-angle identities

$$\sin^2 x = \frac{1}{2}(1 - \cos 2x) \quad \cos^2 x = \frac{1}{2}(1 + \cos 2x)$$

It is sometimes helpful to use the identity

$$\sin x \cos x = \frac{1}{2} \sin 2x$$

We can use a similar strategy to evaluate integrals of the form  $\int \tan^m x \sec^n x dx$ . Since  $(d/dx) \tan x = \sec^2 x$ , we can separate a  $\sec^2 x$  factor and convert the remaining (even) power of secant to an expression involving tangent using the identity  $\sec^2 x = 1 + \tan^2 x$ . Or, since  $(d/dx) \sec x = \sec x \tan x$ , we can separate a  $\sec x \tan x$  factor and convert the remaining (even) power of tangent to secant.

**EXAMPLE 5** Evaluate  $\int \tan^6 x \sec^4 x dx$ .

**SOLUTION** If we separate one  $\sec^2 x$  factor, we can express the remaining  $\sec^2 x$  factor in terms of tangent using the identity  $\sec^2 x = 1 + \tan^2 x$ . We can then evaluate the integral by substituting  $u = \tan x$  so that  $du = \sec^2 x dx$ :

$$\begin{aligned}\int \tan^6 x \sec^4 x dx &= \int \tan^6 x \sec^2 x \sec^2 x dx \\ &= \int \tan^6 x (1 + \tan^2 x) \sec^2 x dx \\ &= \int u^6 (1 + u^2) du = \int (u^6 + u^8) du \\ &= \frac{u^7}{7} + \frac{u^9}{9} + C \\ &= \frac{1}{7} \tan^7 x + \frac{1}{9} \tan^9 x + C\end{aligned}$$

□

**EXAMPLE 6** Find  $\int \tan^5 \theta \sec^7 \theta d\theta$ .

**SOLUTION** If we separate a  $\sec^2 \theta$  factor, as in the preceding example, we are left with a  $\sec^5 \theta$  factor, which isn't easily converted to tangent. However, if we separate a  $\sec \theta \tan \theta$  factor, we can convert the remaining power of tangent to an expression involving only secant using the identity  $\tan^2 \theta = \sec^2 \theta - 1$ . We can then evaluate the integral by substituting  $u = \sec \theta$ , so  $du = \sec \theta \tan \theta d\theta$ :

$$\begin{aligned} \int \tan^5 \theta \sec^7 \theta d\theta &= \int \tan^4 \theta \sec^6 \theta \sec \theta \tan \theta d\theta \\ &= \int (\sec^2 \theta - 1)^2 \sec^6 \theta \sec \theta \tan \theta d\theta \\ &= \int (u^2 - 1)^2 u^6 du \\ &= \int (u^{10} - 2u^8 + u^6) du \\ &= \frac{u^{11}}{11} - 2 \frac{u^9}{9} + \frac{u^7}{7} + C \\ &= \frac{1}{11} \sec^{11} \theta - \frac{2}{9} \sec^9 \theta + \frac{1}{7} \sec^7 \theta + C \end{aligned} \quad \square$$

The preceding examples demonstrate strategies for evaluating integrals of the form  $\int \tan^m x \sec^n x dx$  for two cases, which we summarize here.

**STRATEGY FOR EVALUATING**  $\int \tan^m x \sec^n x dx$

- (a) If the power of secant is even ( $n = 2k$ ,  $k \geq 2$ ), save a factor of  $\sec^2 x$  and use  $\sec^2 x = 1 + \tan^2 x$  to express the remaining factors in terms of  $\tan x$ :

$$\begin{aligned} \int \tan^m x \sec^{2k} x dx &= \int \tan^m x (\sec^2 x)^{k-1} \sec^2 x dx \\ &= \int \tan^m x (1 + \tan^2 x)^{k-1} \sec^2 x dx \end{aligned}$$

Then substitute  $u = \tan x$ .

- (b) If the power of tangent is odd ( $m = 2k + 1$ ), save a factor of  $\sec x \tan x$  and use  $\tan^2 x = \sec^2 x - 1$  to express the remaining factors in terms of  $\sec x$ :

$$\begin{aligned} \int \tan^{2k+1} x \sec^n x dx &= \int (\tan^2 x)^k \sec^{n-1} x \sec x \tan x dx \\ &= \int (\sec^2 x - 1)^k \sec^{n-1} x \sec x \tan x dx \end{aligned}$$

Then substitute  $u = \sec x$ .

For other cases, the guidelines are not as clear-cut. We may need to use identities, integration by parts, and occasionally a little ingenuity. We will sometimes need to be able to

integrate  $\tan x$  by using the formula established in (5.5.5):

$$\int \tan x \, dx = \ln |\sec x| + C$$

We will also need the indefinite integral of secant:

**I**

$$\int \sec x \, dx = \ln |\sec x + \tan x| + C$$

We could verify Formula 1 by differentiating the right side, or as follows. First we multiply numerator and denominator by  $\sec x + \tan x$ :

$$\begin{aligned} \int \sec x \, dx &= \int \sec x \frac{\sec x + \tan x}{\sec x + \tan x} \, dx \\ &= \int \frac{\sec^2 x + \sec x \tan x}{\sec x + \tan x} \, dx \end{aligned}$$

If we substitute  $u = \sec x + \tan x$ , then  $du = (\sec x \tan x + \sec^2 x) \, dx$ , so the integral becomes  $\int (1/u) \, du = \ln |u| + C$ . Thus we have

$$\int \sec x \, dx = \ln |\sec x + \tan x| + C$$

**EXAMPLE 7** Find  $\int \tan^3 x \, dx$ .

**SOLUTION** Here only  $\tan x$  occurs, so we use  $\tan^2 x = \sec^2 x - 1$  to rewrite a  $\tan^2 x$  factor in terms of  $\sec^2 x$ :

$$\begin{aligned} \int \tan^3 x \, dx &= \int \tan x \tan^2 x \, dx = \int \tan x (\sec^2 x - 1) \, dx \\ &= \int \tan x \sec^2 x \, dx - \int \tan x \, dx \\ &= \frac{\tan^2 x}{2} - \ln |\sec x| + C \end{aligned}$$

In the first integral we mentally substituted  $u = \tan x$  so that  $du = \sec^2 x \, dx$ . □

If an even power of tangent appears with an odd power of secant, it is helpful to express the integrand completely in terms of  $\sec x$ . Powers of  $\sec x$  may require integration by parts, as shown in the following example.

**EXAMPLE 8** Find  $\int \sec^3 x \, dx$ .

**SOLUTION** Here we integrate by parts with

$$\begin{aligned} u &= \sec x & dv &= \sec^2 x \, dx \\ du &= \sec x \tan x \, dx & v &= \tan x \end{aligned}$$

$$\begin{aligned}
 \text{Then} \quad \int \sec^3 x \, dx &= \sec x \tan x - \int \sec x \tan^2 x \, dx \\
 &= \sec x \tan x - \int \sec x (\sec^2 x - 1) \, dx \\
 &= \sec x \tan x - \int \sec^3 x \, dx + \int \sec x \, dx
 \end{aligned}$$

Using Formula 1 and solving for the required integral, we get

$$\int \sec^3 x \, dx = \frac{1}{2}(\sec x \tan x + \ln |\sec x + \tan x|) + C \quad \square$$

Integrals such as the one in the preceding example may seem very special but they occur frequently in applications of integration, as we will see in Chapter 8. Integrals of the form  $\int \cot^m x \csc^n x \, dx$  can be found by similar methods because of the identity  $1 + \cot^2 x = \csc^2 x$ .

Finally, we can make use of another set of trigonometric identities:

**2** To evaluate the integrals (a)  $\int \sin mx \cos nx \, dx$ , (b)  $\int \sin mx \sin nx \, dx$ , or (c)  $\int \cos mx \cos nx \, dx$ , use the corresponding identity:

$$(a) \quad \sin A \cos B = \frac{1}{2}[\sin(A - B) + \sin(A + B)]$$

$$(b) \quad \sin A \sin B = \frac{1}{2}[\cos(A - B) - \cos(A + B)]$$

$$(c) \quad \cos A \cos B = \frac{1}{2}[\cos(A - B) + \cos(A + B)]$$

These product identities are discussed in Appendix D.

**EXAMPLE 9** Evaluate  $\int \sin 4x \cos 5x \, dx$ .

**SOLUTION** This integral could be evaluated using integration by parts, but it's easier to use the identity in Equation 2(a) as follows:

$$\begin{aligned}
 \int \sin 4x \cos 5x \, dx &= \int \frac{1}{2}[\sin(-x) + \sin 9x] \, dx \\
 &= \frac{1}{2} \int (-\sin x + \sin 9x) \, dx \\
 &= \frac{1}{2}(\cos x - \frac{1}{9} \cos 9x) + C \quad \square
 \end{aligned}$$

## 7.2 EXERCISES

1–49 Evaluate the integral.

1.  $\int \sin^3 x \cos^2 x \, dx$

2.  $\int \sin^6 x \cos^3 x \, dx$

9.  $\int_0^{\pi} \sin^4(3t) \, dt$

10.  $\int_0^{\pi} \cos^6 \theta \, d\theta$

3.  $\int_{\pi/2}^{3\pi/4} \sin^2 x \cos^3 x \, dx$

4.  $\int_0^{\pi/2} \cos^5 x \, dx$

11.  $\int (1 + \cos \theta)^2 \, d\theta$

12.  $\int x \cos^2 x \, dx$

5.  $\int \sin^2(\pi x) \cos^5(\pi x) \, dx$

6.  $\int \frac{\sin^3(\sqrt{x})}{\sqrt{x}} \, dx$

13.  $\int_0^{\pi/2} \sin^2 x \cos^2 x \, dx$

14.  $\int_0^{\pi} \sin^2 t \cos^4 t \, dt$

7.  $\int_0^{\pi/2} \cos^2 \theta \, d\theta$

8.  $\int_0^{\pi/2} \sin^2(2\theta) \, d\theta$

15.  $\int \frac{\cos^5 \alpha}{\sqrt{\sin \alpha}} \, d\alpha$

16.  $\int \cos \theta \cos^5(\sin \theta) \, d\theta$

17.  $\int \cos^2 x \tan^3 x \, dx$

19.  $\int \frac{\cos x + \sin 2x}{\sin x} \, dx$

21.  $\int \sec^2 x \tan x \, dx$

23.  $\int \tan^2 x \, dx$

25.  $\int \sec^6 t \, dt$

27.  $\int_0^{\pi/3} \tan^5 x \sec^4 x \, dx$

29.  $\int \tan^3 x \sec x \, dx$

31.  $\int \tan^5 x \, dx$

33.  $\int \frac{\tan^3 \theta}{\cos^4 \theta} \, d\theta$

35.  $\int x \sec x \tan x \, dx$

37.  $\int_{\pi/6}^{\pi/2} \cot^2 x \, dx$

39.  $\int \cot^3 \alpha \csc^3 \alpha \, d\alpha$

41.  $\int \csc x \, dx$

43.  $\int \sin 8x \cos 5x \, dx$

45.  $\int \sin 5\theta \sin \theta \, d\theta$

47.  $\int \frac{1 - \tan^2 x}{\sec^2 x} \, dx$

49.  $\int t \sec^2(t^2) \tan^4(t^2) \, dt$

18.  $\int \cot^5 \theta \sin^4 \theta \, d\theta$

20.  $\int \cos^2 x \sin 2x \, dx$

22.  $\int_0^{\pi/2} \sec^4(t/2) \, dt$

24.  $\int (\tan^2 x + \tan^4 x) \, dx$

26.  $\int_0^{\pi/4} \sec^4 \theta \tan^4 \theta \, d\theta$

28.  $\int \tan^3(2x) \sec^5(2x) \, dx$

30.  $\int_0^{\pi/3} \tan^5 x \sec^6 x \, dx$

32.  $\int \tan^6(ay) \, dy$

34.  $\int \tan^2 x \sec x \, dx$

36.  $\int \frac{\sin \phi}{\cos^3 \phi} \, d\phi$

38.  $\int_{\pi/4}^{\pi/2} \cot^3 x \, dx$

40.  $\int \csc^4 x \cot^6 x \, dx$

42.  $\int_{\pi/6}^{\pi/3} \csc^3 x \, dx$

44.  $\int \cos \pi x \cos 4\pi x \, dx$

46.  $\int \frac{\cos x + \sin x}{\sin 2x} \, dx$

48.  $\int \frac{dx}{\cos x - 1}$

53.  $\int \sin 3x \sin 6x \, dx$

54.  $\int \sec^4 \frac{x}{2} \, dx$

55. Find the average value of the function  $f(x) = \sin^2 x \cos^3 x$  on the interval  $[-\pi, \pi]$ .

56. Evaluate  $\int \sin x \cos x \, dx$  by four methods:  
 (a) the substitution  $u = \cos x$   
 (b) the substitution  $u = \sin x$   
 (c) the identity  $\sin 2x = 2 \sin x \cos x$   
 (d) integration by parts

Explain the different appearances of the answers.

57–58 Find the area of the region bounded by the given curves.

57.  $y = \sin^2 x, y = \cos^2 x, -\pi/4 \leq x \leq \pi/4$

58.  $y = \sin^3 x, y = \cos^3 x, \pi/4 \leq x \leq 5\pi/4$

59–60 Use a graph of the integrand to guess the value of the integral. Then use the methods of this section to prove that your guess is correct.

59.  $\int_0^{2\pi} \cos^3 x \, dx$

60.  $\int_0^2 \sin 2\pi x \cos 5\pi x \, dx$

61–64 Find the volume obtained by rotating the region bounded by the given curves about the specified axis.

61.  $y = \sin x, y = 0, \pi/2 \leq x \leq \pi$ ; about the  $x$ -axis

62.  $y = \sin^2 x, y = 0, 0 \leq x \leq \pi$ ; about the  $x$ -axis

63.  $y = \sin x, y = \cos x, 0 \leq x \leq \pi/4$ ; about  $y = 1$

64.  $y = \sec x, y = \cos x, 0 \leq x \leq \pi/3$ ; about  $y = -1$

65. A particle moves on a straight line with velocity function  $v(t) = \sin \omega t \cos^2 \omega t$ . Find its position function  $s = f(t)$  if  $f(0) = 0$ .

66. Household electricity is supplied in the form of alternating current that varies from 155 V to  $-155$  V with a frequency of 60 cycles per second (Hz). The voltage is thus given by the equation

$$E(t) = 155 \sin(120\pi t)$$

where  $t$  is the time in seconds. Voltmeters read the RMS (root-mean-square) voltage, which is the square root of the average value of  $[E(t)]^2$  over one cycle.

(a) Calculate the RMS voltage of household current.

(b) Many electric stoves require an RMS voltage of 220 V. Find the corresponding amplitude  $A$  needed for the voltage  $E(t) = A \sin(120\pi t)$ .

50. If  $\int_0^{\pi/4} \tan^6 x \sec x \, dx = I$ , express the value of  $\int_0^{\pi/4} \tan^8 x \sec x \, dx$  in terms of  $I$ .

51–54 Evaluate the indefinite integral. Illustrate, and check that your answer is reasonable, by graphing both the integrand and its antiderivative (taking  $C = 0$ ).

51.  $\int x \sin^2(x^2) \, dx$

52.  $\int \sin^3 x \cos^4 x \, dx$

67–69 Prove the formula, where  $m$  and  $n$  are positive integers.

$$67. \int_{-\pi}^{\pi} \sin mx \cos nx \, dx = 0$$

$$68. \int_{-\pi}^{\pi} \sin mx \sin nx \, dx = \begin{cases} 0 & \text{if } m \neq n \\ \pi & \text{if } m = n \end{cases}$$

$$69. \int_{-\pi}^{\pi} \cos mx \cos nx \, dx = \begin{cases} 0 & \text{if } m \neq n \\ \pi & \text{if } m = n \end{cases}$$

70. A finite Fourier series is given by the sum

$$\begin{aligned} f(x) &= \sum_{n=1}^N a_n \sin nx \\ &= a_1 \sin x + a_2 \sin 2x + \cdots + a_N \sin Nx \end{aligned}$$

Show that the  $m$ th coefficient  $a_m$  is given by the formula

$$a_m = \frac{1}{\pi} \int_{-\pi}^{\pi} f(x) \sin mx \, dx$$

### 7.3 TRIGONOMETRIC SUBSTITUTION

In finding the area of a circle or an ellipse, an integral of the form  $\int \sqrt{a^2 - x^2} \, dx$  arises, where  $a > 0$ . If it were  $\int x\sqrt{a^2 - x^2} \, dx$ , the substitution  $u = a^2 - x^2$  would be effective but, as it stands,  $\int \sqrt{a^2 - x^2} \, dx$  is more difficult. If we change the variable from  $x$  to  $\theta$  by the substitution  $x = a \sin \theta$ , then the identity  $1 - \sin^2 \theta = \cos^2 \theta$  allows us to get rid of the root sign because

$$\sqrt{a^2 - x^2} = \sqrt{a^2 - a^2 \sin^2 \theta} = \sqrt{a^2(1 - \sin^2 \theta)} = \sqrt{a^2 \cos^2 \theta} = a |\cos \theta|$$

Notice the difference between the substitution  $u = a^2 - x^2$  (in which the new variable is a function of the old one) and the substitution  $x = a \sin \theta$  (the old variable is a function of the new one).

In general we can make a substitution of the form  $x = g(t)$  by using the Substitution Rule in reverse. To make our calculations simpler, we assume that  $g$  has an inverse function; that is,  $g$  is one-to-one. In this case, if we replace  $u$  by  $x$  and  $x$  by  $t$  in the Substitution Rule (Equation 5.5.4), we obtain

$$\int f(x) \, dx = \int f(g(t))g'(t) \, dt$$

This kind of substitution is called *inverse substitution*.

We can make the inverse substitution  $x = a \sin \theta$  provided that it defines a one-to-one function. This can be accomplished by restricting  $\theta$  to lie in the interval  $[-\pi/2, \pi/2]$ .

In the following table we list trigonometric substitutions that are effective for the given radical expressions because of the specified trigonometric identities. In each case the restriction on  $\theta$  is imposed to ensure that the function that defines the substitution is one-to-one. (These are the same intervals used in Section 1.6 in defining the inverse functions.)

**TABLE OF TRIGONOMETRIC SUBSTITUTIONS**

Expression	Substitution	Identity
$\sqrt{a^2 - x^2}$	$x = a \sin \theta, \quad -\frac{\pi}{2} \leq \theta \leq \frac{\pi}{2}$	$1 - \sin^2 \theta = \cos^2 \theta$
$\sqrt{a^2 + x^2}$	$x = a \tan \theta, \quad -\frac{\pi}{2} < \theta < \frac{\pi}{2}$	$1 + \tan^2 \theta = \sec^2 \theta$
$\sqrt{x^2 - a^2}$	$x = a \sec \theta, \quad 0 \leq \theta < \frac{\pi}{2} \text{ or } \pi \leq \theta < \frac{3\pi}{2}$	$\sec^2 \theta - 1 = \tan^2 \theta$



**EXAMPLE 1** Evaluate  $\int \frac{\sqrt{9-x^2}}{x^2} dx$ .

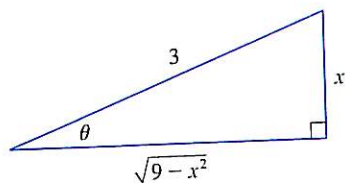
**SOLUTION** Let  $x = 3 \sin \theta$ , where  $-\pi/2 \leq \theta \leq \pi/2$ . Then  $dx = 3 \cos \theta d\theta$  and

$$\sqrt{9-x^2} = \sqrt{9-9\sin^2\theta} = \sqrt{9\cos^2\theta} = 3|\cos\theta| = 3\cos\theta$$

(Note that  $\cos \theta \geq 0$  because  $-\pi/2 \leq \theta \leq \pi/2$ .) Thus the Inverse Substitution Rule gives

$$\begin{aligned} \int \frac{\sqrt{9-x^2}}{x^2} dx &= \int \frac{3\cos\theta}{9\sin^2\theta} 3\cos\theta d\theta \\ &= \int \frac{\cos^2\theta}{\sin^2\theta} d\theta = \int \cot^2\theta d\theta \\ &= \int (\csc^2\theta - 1) d\theta \\ &= -\cot\theta - \theta + C \end{aligned}$$

Since this is an indefinite integral, we must return to the original variable  $x$ . This can be done either by using trigonometric identities to express  $\cot \theta$  in terms of  $\sin \theta = x/3$  or by drawing a diagram, as in Figure 1, where  $\theta$  is interpreted as an angle of a right triangle. Since  $\sin \theta = x/3$ , we label the opposite side and the hypotenuse as having lengths  $x$  and 3. Then the Pythagorean Theorem gives the length of the adjacent side as  $\sqrt{9-x^2}$ , so we can simply read the value of  $\cot \theta$  from the figure:



**FIGURE 1**  
 $\sin \theta = \frac{x}{3}$

$$\cot \theta = \frac{\sqrt{9-x^2}}{x}$$

(Although  $\theta > 0$  in the diagram, this expression for  $\cot \theta$  is valid even when  $\theta < 0$ .) Since  $\sin \theta = x/3$ , we have  $\theta = \sin^{-1}(x/3)$  and so

$$\int \frac{\sqrt{9-x^2}}{x^2} dx = -\frac{\sqrt{9-x^2}}{x} - \sin^{-1}\left(\frac{x}{3}\right) + C \quad \square$$

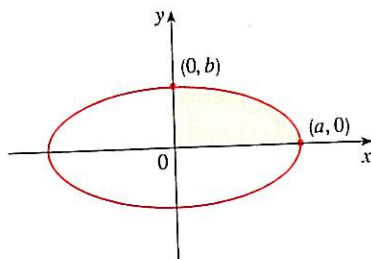
**EXAMPLE 2** Find the area enclosed by the ellipse

$$\frac{x^2}{a^2} + \frac{y^2}{b^2} = 1$$

**SOLUTION** Solving the equation of the ellipse for  $y$ , we get

$$\frac{y^2}{b^2} = 1 - \frac{x^2}{a^2} = \frac{a^2-x^2}{a^2} \quad \text{or} \quad y = \pm \frac{b}{a} \sqrt{a^2-x^2}$$

Because the ellipse is symmetric with respect to both axes, the total area  $A$  is four times the area in the first quadrant (see Figure 2). The part of the ellipse in the first quadrant is given by the function



**FIGURE 2**  
 $\frac{x^2}{a^2} + \frac{y^2}{b^2} = 1$

$$y = \frac{b}{a} \sqrt{a^2-x^2} \quad 0 \leq x \leq a$$

and so

$$\frac{1}{4}A = \int_0^a \frac{b}{a} \sqrt{a^2-x^2} dx$$

To evaluate this integral we substitute  $x = a \sin \theta$ . Then  $dx = a \cos \theta d\theta$ . To change the limits of integration we note that when  $x = 0$ ,  $\sin \theta = 0$ , so  $\theta = 0$ ; when  $x = a$ ,  $\sin \theta = 1$ , so  $\theta = \pi/2$ . Also

$$\sqrt{a^2 - x^2} = \sqrt{a^2 - a^2 \sin^2 \theta} = \sqrt{a^2 \cos^2 \theta} = a |\cos \theta| = a \cos \theta$$

since  $0 \leq \theta \leq \pi/2$ . Therefore

$$\begin{aligned} A &= 4 \frac{b}{a} \int_0^a \sqrt{a^2 - x^2} dx = 4 \frac{b}{a} \int_0^{\pi/2} a \cos \theta \cdot a \cos \theta d\theta \\ &= 4ab \int_0^{\pi/2} \cos^2 \theta d\theta = 4ab \int_0^{\pi/2} \frac{1}{2}(1 + \cos 2\theta) d\theta \\ &= 2ab \left[ \theta + \frac{1}{2} \sin 2\theta \right]_0^{\pi/2} = 2ab \left( \frac{\pi}{2} + 0 - 0 \right) = \pi ab \end{aligned}$$

We have shown that the area of an ellipse with semiaxes  $a$  and  $b$  is  $\pi ab$ . In particular, taking  $a = b = r$ , we have proved the famous formula that the area of a circle with radius  $r$  is  $\pi r^2$ .  $\square$

**NOTE** Since the integral in Example 2 was a definite integral, we changed the limits of integration and did not have to convert back to the original variable  $x$ .

**EXAMPLE 3** Find  $\int \frac{1}{x^2 \sqrt{x^2 + 4}} dx$ .

**SOLUTION** Let  $x = 2 \tan \theta$ ,  $-\pi/2 < \theta < \pi/2$ . Then  $dx = 2 \sec^2 \theta d\theta$  and

$$\sqrt{x^2 + 4} = \sqrt{4(\tan^2 \theta + 1)} = \sqrt{4 \sec^2 \theta} = 2 |\sec \theta| = 2 \sec \theta$$

Thus we have

$$\int \frac{dx}{x^2 \sqrt{x^2 + 4}} = \int \frac{2 \sec^2 \theta d\theta}{4 \tan^2 \theta \cdot 2 \sec \theta} = \frac{1}{4} \int \frac{\sec \theta}{\tan^2 \theta} d\theta$$

To evaluate this trigonometric integral we put everything in terms of  $\sin \theta$  and  $\cos \theta$ :

$$\frac{\sec \theta}{\tan^2 \theta} = \frac{1}{\cos \theta} \cdot \frac{\cos^2 \theta}{\sin^2 \theta} = \frac{\cos \theta}{\sin^2 \theta}$$

Therefore, making the substitution  $u = \sin \theta$ , we have

$$\begin{aligned} \int \frac{dx}{x^2 \sqrt{x^2 + 4}} &= \frac{1}{4} \int \frac{\cos \theta}{\sin^2 \theta} d\theta = \frac{1}{4} \int \frac{du}{u^2} \\ &= \frac{1}{4} \left( -\frac{1}{u} \right) + C = -\frac{1}{4 \sin \theta} + C \\ &= -\frac{\csc \theta}{4} + C \end{aligned}$$

We use Figure 3 to determine that  $\csc \theta = \sqrt{x^2 + 4}/x$  and so

$$\int \frac{dx}{x^2 \sqrt{x^2 + 4}} = -\frac{\sqrt{x^2 + 4}}{4x} + C \quad \square$$

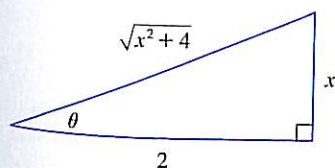


FIGURE 3

$$\tan \theta = \frac{x}{2}$$

**EXAMPLE 4** Find  $\int \frac{x}{\sqrt{x^2 + 4}} dx$ .

**SOLUTION** It would be possible to use the trigonometric substitution  $x = 2 \tan \theta$  here (as in Example 3). But the direct substitution  $u = x^2 + 4$  is simpler, because then  $du = 2x dx$  and

$$\int \frac{x}{\sqrt{x^2 + 4}} dx = \frac{1}{2} \int \frac{du}{\sqrt{u}} = \sqrt{u} + C = \sqrt{x^2 + 4} + C \quad \square$$

**NOTE** Example 4 illustrates the fact that even when trigonometric substitutions are possible, they may not give the easiest solution. You should look for a simpler method first.

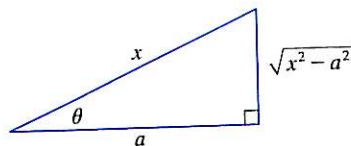
**EXAMPLE 5** Evaluate  $\int \frac{dx}{\sqrt{x^2 - a^2}}$ , where  $a > 0$ .

**SOLUTION 1** We let  $x = a \sec \theta$ , where  $0 < \theta < \pi/2$  or  $\pi < \theta < 3\pi/2$ . Then  $dx = a \sec \theta \tan \theta d\theta$  and

$$\sqrt{x^2 - a^2} = \sqrt{a^2(\sec^2 \theta - 1)} = \sqrt{a^2 \tan^2 \theta} = a |\tan \theta| = a \tan \theta$$

Therefore

$$\begin{aligned} \int \frac{dx}{\sqrt{x^2 - a^2}} &= \int \frac{a \sec \theta \tan \theta}{a \tan \theta} d\theta \\ &= \int \sec \theta d\theta = \ln |\sec \theta + \tan \theta| + C \end{aligned}$$



**FIGURE 4**

$$\sec \theta = \frac{x}{a}$$

The triangle in Figure 4 gives  $\tan \theta = \sqrt{x^2 - a^2}/a$ , so we have

$$\begin{aligned} \int \frac{dx}{\sqrt{x^2 - a^2}} &= \ln \left| \frac{x}{a} + \frac{\sqrt{x^2 - a^2}}{a} \right| + C \\ &= \ln |x + \sqrt{x^2 - a^2}| - \ln a + C \end{aligned}$$

Writing  $C_1 = C - \ln a$ , we have

$$\boxed{1} \quad \int \frac{dx}{\sqrt{x^2 - a^2}} = \ln |x + \sqrt{x^2 - a^2}| + C_1$$

**SOLUTION 2** For  $x > 0$  the hyperbolic substitution  $x = a \cosh t$  can also be used. Using the identity  $\cosh^2 y - \sinh^2 y = 1$ , we have

$$\sqrt{x^2 - a^2} = \sqrt{a^2(\cosh^2 t - 1)} = \sqrt{a^2 \sinh^2 t} = a \sinh t$$

Since  $dx = a \sinh t dt$ , we obtain

$$\int \frac{dx}{\sqrt{x^2 - a^2}} = \int \frac{a \sinh t dt}{a \sinh t} = \int dt = t + C$$

Since  $\cosh t = x/a$ , we have  $t = \cosh^{-1}(x/a)$  and

$$\boxed{2} \quad \int \frac{dx}{\sqrt{x^2 - a^2}} = \cosh^{-1} \left( \frac{x}{a} \right) + C$$

Although Formulas 1 and 2 look quite different, they are actually equivalent by Formula 3.11.4.  $\square$

**NOTE** As Example 5 illustrates, hyperbolic substitutions can be used in place of trigonometric substitutions and sometimes they lead to simpler answers. But we usually use trigonometric substitutions because trigonometric identities are more familiar than hyperbolic identities.

**EXAMPLE 6** Find  $\int_0^{3\sqrt{3}/2} \frac{x^3}{(4x^2 + 9)^{3/2}} dx$ .

**SOLUTION** First we note that  $(4x^2 + 9)^{3/2} = (\sqrt{4x^2 + 9})^3$  so trigonometric substitution is appropriate. Although  $\sqrt{4x^2 + 9}$  is not quite one of the expressions in the table of trigonometric substitutions, it becomes one of them if we make the preliminary substitution  $u = 2x$ . When we combine this with the tangent substitution, we have  $x = \frac{3}{2} \tan \theta$ , which gives  $dx = \frac{3}{2} \sec^2 \theta d\theta$  and

$$\sqrt{4x^2 + 9} = \sqrt{9 \tan^2 \theta + 9} = 3 \sec \theta$$

When  $x = 0$ ,  $\tan \theta = 0$ , so  $\theta = 0$ ; when  $x = 3\sqrt{3}/2$ ,  $\tan \theta = \sqrt{3}$ , so  $\theta = \pi/3$ .

$$\begin{aligned} \int_0^{3\sqrt{3}/2} \frac{x^3}{(4x^2 + 9)^{3/2}} dx &= \int_0^{\pi/3} \frac{\frac{27}{8} \tan^3 \theta}{27 \sec^3 \theta} \frac{3}{2} \sec^2 \theta d\theta \\ &= \frac{3}{16} \int_0^{\pi/3} \frac{\tan^3 \theta}{\sec \theta} d\theta = \frac{3}{16} \int_0^{\pi/3} \frac{\sin^3 \theta}{\cos^2 \theta} d\theta \\ &= \frac{3}{16} \int_0^{\pi/3} \frac{1 - \cos^2 \theta}{\cos^2 \theta} \sin \theta d\theta \end{aligned}$$

Now we substitute  $u = \cos \theta$  so that  $du = -\sin \theta d\theta$ . When  $\theta = 0$ ,  $u = 1$ ; when  $\theta = \pi/3$ ,  $u = \frac{1}{2}$ . Therefore

$$\begin{aligned} \int_0^{3\sqrt{3}/2} \frac{x^3}{(4x^2 + 9)^{3/2}} dx &= -\frac{3}{16} \int_1^{1/2} \frac{1 - u^2}{u^2} du = \frac{3}{16} \int_{1/2}^1 (1 - u^{-2}) du \\ &= \frac{3}{16} \left[ u + \frac{1}{u} \right]_{1/2}^1 = \frac{3}{16} \left[ \left( \frac{1}{2} + 2 \right) - (1 + 1) \right] = \frac{3}{32} \quad \square \end{aligned}$$

**EXAMPLE 7** Evaluate  $\int \frac{x}{\sqrt{3 - 2x - x^2}} dx$ .

**SOLUTION** We can transform the integrand into a function for which trigonometric substitution is appropriate by first completing the square under the root sign:

$$\begin{aligned} 3 - 2x - x^2 &= 3 - (x^2 + 2x) = 3 + 1 - (x^2 + 2x + 1) \\ &= 4 - (x + 1)^2 \end{aligned}$$

This suggests that we make the substitution  $u = x + 1$ . Then  $du = dx$  and  $x = u - 1$ , so

$$\int \frac{x}{\sqrt{3 - 2x - x^2}} dx = \int \frac{u - 1}{\sqrt{4 - u^2}} du$$

Figure 5 shows the graphs of the integrand in Example 7 and its indefinite integral (with  $C = 0$ ). Which is which?

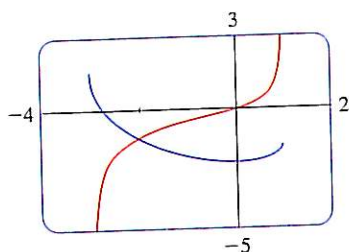


FIGURE 5

We now substitute  $u = 2 \sin \theta$ , giving  $du = 2 \cos \theta d\theta$  and  $\sqrt{4 - u^2} = 2 \cos \theta$ , so

$$\begin{aligned} \int \frac{x}{\sqrt{3 - 2x - x^2}} dx &= \int \frac{2 \sin \theta - 1}{2 \cos \theta} 2 \cos \theta d\theta \\ &= \int (2 \sin \theta - 1) d\theta \\ &= -2 \cos \theta - \theta + C \\ &= -\sqrt{4 - u^2} - \sin^{-1}\left(\frac{u}{2}\right) + C \\ &= -\sqrt{3 - 2x - x^2} - \sin^{-1}\left(\frac{x + 1}{2}\right) + C \quad \square \end{aligned}$$

### 7.3 EXERCISES

**1-3** Evaluate the integral using the indicated trigonometric substitution. Sketch and label the associated right triangle.

1.  $\int \frac{1}{x^2 \sqrt{x^2 - 9}} dx$ ;  $x = 3 \sec \theta$

2.  $\int x^3 \sqrt{9 - x^2} dx$ ;  $x = 3 \sin \theta$

**3.**  $\int \frac{x^3}{\sqrt{x^2 + 9}} dx$ ;  $x = 3 \tan \theta$

**4-30** Evaluate the integral.

4.  $\int_0^{2\sqrt{3}} \frac{x^3}{\sqrt{16 - x^2}} dx$

5.  $\int_{\sqrt{2}}^2 \frac{1}{t^3 \sqrt{t^2 - 1}} dt$

**7.**  $\int \frac{1}{x^2 \sqrt{25 - x^2}} dx$

9.  $\int \frac{dx}{\sqrt{x^2 + 16}}$

11.  $\int \sqrt{1 - 4x^2} dx$

**13.**  $\int \frac{\sqrt{x^2 - 9}}{x^3} dx$

15.  $\int_0^a x^2 \sqrt{a^2 - x^2} dx$

**17.**  $\int \frac{x}{\sqrt{x^2 - 7}} dx$

19.  $\int \frac{\sqrt{1 + x^2}}{x} dx$

6.  $\int_1^2 \frac{\sqrt{x^2 - 1}}{x} dx$

8.  $\int \frac{x^3}{\sqrt{x^2 + 100}} dx$

10.  $\int \frac{t^5}{\sqrt{t^2 + 2}} dt$

12.  $\int_0^1 x \sqrt{x^2 + 4} dx$

14.  $\int \frac{du}{u \sqrt{5 - u^2}}$

16.  $\int_{\sqrt{2}/3}^{2/3} \frac{dx}{x^5 \sqrt{9x^2 - 1}}$

18.  $\int \frac{dx}{[(ax)^2 - b^2]^{3/2}}$

20.  $\int \frac{t}{\sqrt{25 - t^2}} dt$

21.  $\int_0^{0.6} \frac{x^2}{\sqrt{9 - 25x^2}} dx$

23.  $\int \sqrt{5 + 4x - x^2} dx$

25.  $\int \frac{x}{\sqrt{x^2 + x + 1}} dx$

27.  $\int \sqrt{x^2 + 2x} dx$

29.  $\int x \sqrt{1 - x^4} dx$

**22.**  $\int_0^1 \sqrt{x^2 + 1} dx$

24.  $\int \frac{dt}{\sqrt{t^2 - 6t + 13}}$

26.  $\int \frac{x^2}{(3 + 4x - 4x^2)^{3/2}} dx$

28.  $\int \frac{x^2 + 1}{(x^2 - 2x + 2)^2} dx$

30.  $\int_0^{\pi/2} \frac{\cos t}{\sqrt{1 + \sin^2 t}} dt$

**31.** (a) Use trigonometric substitution to show that

$$\int \frac{dx}{\sqrt{x^2 + a^2}} = \ln(x + \sqrt{x^2 + a^2}) + C$$

(b) Use the hyperbolic substitution  $x = a \sinh t$  to show that

$$\int \frac{dx}{\sqrt{x^2 + a^2}} = \sinh^{-1}\left(\frac{x}{a}\right) + C$$

These formulas are connected by Formula 3.11.3.

**32.** Evaluate

$$\int \frac{x^2}{(x^2 + a^2)^{3/2}} dx$$

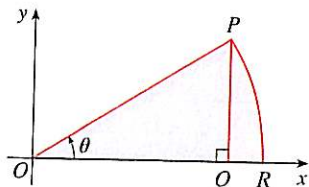
(a) by trigonometric substitution.

(b) by the hyperbolic substitution  $x = a \sinh t$ .

**33.** Find the average value of  $f(x) = \sqrt{x^2 - 1}/x$ ,  $1 \leq x \leq 7$ .

**34.** Find the area of the region bounded by the hyperbola  $9x^2 - 4y^2 = 36$  and the line  $x = 3$ .

35. Prove the formula  $A = \frac{1}{2}r^2\theta$  for the area of a sector of a circle with radius  $r$  and central angle  $\theta$ . [Hint: Assume  $0 < \theta < \pi/2$  and place the center of the circle at the origin so it has the equation  $x^2 + y^2 = r^2$ . Then  $A$  is the sum of the area of the triangle  $POQ$  and the area of the region  $PQR$  in the figure.]



36. Evaluate the integral

$$\int \frac{dx}{x^4\sqrt{x^2-2}}$$

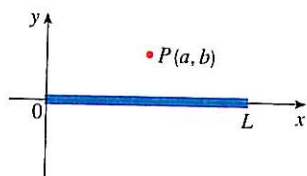
Graph the integrand and its indefinite integral on the same screen and check that your answer is reasonable.

37. Use a graph to approximate the roots of the equation  $x^2\sqrt{4-x^2} = 2-x$ . Then approximate the area bounded by the curve  $y = x^2\sqrt{4-x^2}$  and the line  $y = 2-x$ .

38. A charged rod of length  $L$  produces an electric field at point  $P(a, b)$  given by

$$E(P) = \int_{-a}^{L-a} \frac{\lambda b}{4\pi\epsilon_0(x^2 + b^2)^{3/2}} dx$$

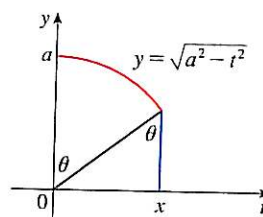
where  $\lambda$  is the charge density per unit length on the rod and  $\epsilon_0$  is the free space permittivity (see the figure). Evaluate the integral to determine an expression for the electric field  $E(P)$ .



39. (a) Use trigonometric substitution to verify that

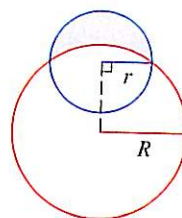
$$\int_0^x \sqrt{a^2 - t^2} dt = \frac{1}{2}a^2 \sin^{-1}(x/a) + \frac{1}{2}x\sqrt{a^2 - x^2}$$

- (b) Use the figure to give trigonometric interpretations of both terms on the right side of the equation in part (a).



40. The parabola  $y = \frac{1}{2}x^2$  divides the disk  $x^2 + y^2 \leq 8$  into two parts. Find the areas of both parts.

41. Find the area of the crescent-shaped region (called a *lune*) bounded by arcs of circles with radii  $r$  and  $R$ . (See the figure.)



42. A water storage tank has the shape of a cylinder with diameter 10 ft. It is mounted so that the circular cross-sections are vertical. If the depth of the water is 7 ft, what percentage of the total capacity is being used?

43. A torus is generated by rotating the circle  $x^2 + (y - R)^2 = r^2$  about the  $x$ -axis. Find the volume enclosed by the torus.

## 7.4 INTEGRATION OF RATIONAL FUNCTIONS BY PARTIAL FRACTIONS

In this section we show how to integrate any rational function (a ratio of polynomials) by expressing it as a sum of simpler fractions, called *partial fractions*, that we already know how to integrate. To illustrate the method, observe that by taking the fractions  $2/(x-1)$  and  $1/(x+2)$  to a common denominator we obtain

$$\frac{2}{x-1} - \frac{1}{x+2} = \frac{2(x+2) - (x-1)}{(x-1)(x+2)} = \frac{x+5}{x^2+x-2}$$

If we now reverse the procedure, we see how to integrate the function on the right side of

this equation:

$$\begin{aligned}\int \frac{x+5}{x^2+x-2} dx &= \int \left( \frac{2}{x-1} - \frac{1}{x+2} \right) dx \\ &= 2 \ln|x-1| - \ln|x+2| + C\end{aligned}$$

To see how the method of partial fractions works in general, let's consider a rational function

$$f(x) = \frac{P(x)}{Q(x)}$$

where  $P$  and  $Q$  are polynomials. It's possible to express  $f$  as a sum of simpler fractions provided that the degree of  $P$  is less than the degree of  $Q$ . Such a rational function is called *proper*. Recall that if

$$P(x) = a_n x^n + a_{n-1} x^{n-1} + \cdots + a_1 x + a_0$$

where  $a_n \neq 0$ , then the degree of  $P$  is  $n$  and we write  $\deg(P) = n$ .

If  $f$  is improper, that is,  $\deg(P) \geq \deg(Q)$ , then we must take the preliminary step of dividing  $Q$  into  $P$  (by long division) until a remainder  $R(x)$  is obtained such that  $\deg(R) < \deg(Q)$ . The division statement is

$$\boxed{\text{I}} \quad f(x) = \frac{P(x)}{Q(x)} = S(x) + \frac{R(x)}{Q(x)}$$

where  $S$  and  $R$  are also polynomials.

As the following example illustrates, sometimes this preliminary step is all that is required.

**EXAMPLE 1** Find  $\int \frac{x^3 + x}{x - 1} dx$ .

**SOLUTION** Since the degree of the numerator is greater than the degree of the denominator, we first perform the long division. This enables us to write

$$\begin{array}{r} x-1 \overline{) x^3 + x + 2} \\ \underline{x^3 - x^2} \phantom{+ 2} \\ x^2 + x \phantom{+ 2} \\ \underline{x^2 - x} \phantom{+ 2} \\ 2x \phantom{+ 2} \\ \underline{2x - 2} \\ 2 \end{array}$$

$$\begin{aligned}\int \frac{x^3 + x}{x - 1} dx &= \int \left( x^2 + x + 2 + \frac{2}{x - 1} \right) dx \\ &= \frac{x^3}{3} + \frac{x^2}{2} + 2x + 2 \ln|x - 1| + C\end{aligned} \quad \square$$

The next step is to factor the denominator  $Q(x)$  as far as possible. It can be shown that any polynomial  $Q$  can be factored as a product of linear factors (of the form  $ax + b$ ) and irreducible quadratic factors (of the form  $ax^2 + bx + c$ , where  $b^2 - 4ac < 0$ ). For instance, if  $Q(x) = x^4 - 16$ , we could factor it as

$$Q(x) = (x^2 - 4)(x^2 + 4) = (x - 2)(x + 2)(x^2 + 4)$$

The third step is to express the proper rational function  $R(x)/Q(x)$  (from Equation 1) as a sum of **partial fractions** of the form

$$\frac{A}{(ax + b)^i} \quad \text{or} \quad \frac{Ax + B}{(ax^2 + bx + c)^j}$$

A theorem in algebra guarantees that it is always possible to do this. We explain the details for the four cases that occur.

**CASE I** ■ The denominator  $Q(x)$  is a product of distinct linear factors.

This means that we can write

$$Q(x) = (a_1x + b_1)(a_2x + b_2) \cdots (a_kx + b_k)$$

where no factor is repeated (and no factor is a constant multiple of another). In this case the partial fraction theorem states that there exist constants  $A_1, A_2, \dots, A_k$  such that

$$\boxed{2} \quad \frac{R(x)}{Q(x)} = \frac{A_1}{a_1x + b_1} + \frac{A_2}{a_2x + b_2} + \cdots + \frac{A_k}{a_kx + b_k}$$

These constants can be determined as in the following example.

**EXAMPLE 2** Evaluate  $\int \frac{x^2 + 2x - 1}{2x^3 + 3x^2 - 2x} dx$ .

**SOLUTION** Since the degree of the numerator is less than the degree of the denominator, we don't need to divide. We factor the denominator as

$$2x^3 + 3x^2 - 2x = x(2x^2 + 3x - 2) = x(2x - 1)(x + 2)$$

Since the denominator has three distinct linear factors, the partial fraction decomposition of the integrand (2) has the form

$$\boxed{3} \quad \frac{x^2 + 2x - 1}{x(2x - 1)(x + 2)} = \frac{A}{x} + \frac{B}{2x - 1} + \frac{C}{x + 2}$$

To determine the values of  $A$ ,  $B$ , and  $C$ , we multiply both sides of this equation by the product of the denominators,  $x(2x - 1)(x + 2)$ , obtaining

$$\boxed{4} \quad x^2 + 2x - 1 = A(2x - 1)(x + 2) + Bx(x + 2) + Cx(2x - 1)$$

Expanding the right side of Equation 4 and writing it in the standard form for polynomials, we get

$$\boxed{5} \quad x^2 + 2x - 1 = (2A + B + 2C)x^2 + (3A + 2B - C)x - 2A$$

The polynomials in Equation 5 are identical, so their coefficients must be equal. The coefficient of  $x^2$  on the right side,  $2A + B + 2C$ , must equal the coefficient of  $x^2$  on the left side—namely, 1. Likewise, the coefficients of  $x$  are equal and the constant terms are equal. This gives the following system of equations for  $A$ ,  $B$ , and  $C$ :

$$2A + B + 2C = 1$$

$$3A + 2B - C = 2$$

$$-2A \qquad \qquad = -1$$

■ Another method for finding  $A$ ,  $B$ , and  $C$  is given in the note after this example.



■ We could check our work by taking the terms to a common denominator and adding them.

■ Figure 1 shows the graphs of the integrand in Example 2 and its indefinite integral (with  $K = 0$ ). Which is which?

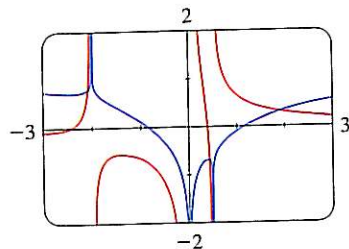


FIGURE 1

Solving, we get  $A = \frac{1}{2}$ ,  $B = \frac{1}{5}$ , and  $C = -\frac{1}{10}$ , and so

$$\begin{aligned}\int \frac{x^2 + 2x - 1}{2x^3 + 3x^2 - 2x} dx &= \int \left( \frac{1}{2} \frac{1}{x} + \frac{1}{5} \frac{1}{2x - 1} - \frac{1}{10} \frac{1}{x + 2} \right) dx \\ &= \frac{1}{2} \ln |x| + \frac{1}{10} \ln |2x - 1| - \frac{1}{10} \ln |x + 2| + K\end{aligned}$$

In integrating the middle term we have made the mental substitution  $u = 2x - 1$ , which gives  $du = 2 dx$  and  $dx = du/2$ .  $\square$

**NOTE** We can use an alternative method to find the coefficients  $A$ ,  $B$ , and  $C$  in Example 2. Equation 4 is an identity; it is true for every value of  $x$ . Let's choose values of  $x$  that simplify the equation. If we put  $x = 0$  in Equation 4, then the second and third terms on the right side vanish and the equation then becomes  $-2A = -1$ , or  $A = \frac{1}{2}$ . Likewise,  $x = \frac{1}{2}$  gives  $5B/4 = \frac{1}{4}$  and  $x = -2$  gives  $10C = -1$ , so  $B = \frac{1}{5}$  and  $C = -\frac{1}{10}$ . (You may object that Equation 3 is not valid for  $x = 0$ ,  $\frac{1}{2}$ , or  $-2$ , so why should Equation 4 be valid for those values? In fact, Equation 4 is true for all values of  $x$ , even  $x = 0$ ,  $\frac{1}{2}$ , and  $-2$ . See Exercise 69 for the reason.)

**EXAMPLE 3** Find  $\int \frac{dx}{x^2 - a^2}$ , where  $a \neq 0$ .

**SOLUTION** The method of partial fractions gives

$$\frac{1}{x^2 - a^2} = \frac{1}{(x - a)(x + a)} = \frac{A}{x - a} + \frac{B}{x + a}$$

and therefore

$$A(x + a) + B(x - a) = 1$$

Using the method of the preceding note, we put  $x = a$  in this equation and get  $A(2a) = 1$ , so  $A = 1/(2a)$ . If we put  $x = -a$ , we get  $B(-2a) = 1$ , so  $B = -1/(2a)$ . Thus

$$\begin{aligned}\int \frac{dx}{x^2 - a^2} &= \frac{1}{2a} \int \left( \frac{1}{x - a} - \frac{1}{x + a} \right) dx \\ &= \frac{1}{2a} (\ln |x - a| - \ln |x + a|) + C\end{aligned}$$

Since  $\ln x - \ln y = \ln(x/y)$ , we can write the integral as

$$\boxed{6} \quad \int \frac{dx}{x^2 - a^2} = \frac{1}{2a} \ln \left| \frac{x - a}{x + a} \right| + C$$

See Exercises 55–56 for ways of using Formula 6.  $\square$

**CASE II** ■  $Q(x)$  is a product of linear factors, some of which are repeated.

Suppose the first linear factor  $(a_1x + b_1)$  is repeated  $r$  times; that is,  $(a_1x + b_1)^r$  occurs in the factorization of  $Q(x)$ . Then instead of the single term  $A_1/(a_1x + b_1)$  in Equation 2, we

would use

$$\boxed{7} \quad \frac{A_1}{a_1x + b_1} + \frac{A_2}{(a_1x + b_1)^2} + \cdots + \frac{A_r}{(a_1x + b_1)^r}$$

By way of illustration, we could write

$$\frac{x^3 - x + 1}{x^2(x-1)^3} = \frac{A}{x} + \frac{B}{x^2} + \frac{C}{x-1} + \frac{D}{(x-1)^2} + \frac{E}{(x-1)^3}$$

but we prefer to work out in detail a simpler example.

**EXAMPLE 4** Find  $\int \frac{x^4 - 2x^2 + 4x + 1}{x^3 - x^2 - x + 1} dx$ .

**SOLUTION** The first step is to divide. The result of long division is

$$\frac{x^4 - 2x^2 + 4x + 1}{x^3 - x^2 - x + 1} = x + 1 + \frac{4x}{x^3 - x^2 - x + 1}$$

The second step is to factor the denominator  $Q(x) = x^3 - x^2 - x + 1$ . Since  $Q(1) = 0$ , we know that  $x - 1$  is a factor and we obtain

$$\begin{aligned} x^3 - x^2 - x + 1 &= (x - 1)(x^2 - 1) = (x - 1)(x - 1)(x + 1) \\ &= (x - 1)^2(x + 1) \end{aligned}$$

Since the linear factor  $x - 1$  occurs twice, the partial fraction decomposition is

$$\frac{4x}{(x - 1)^2(x + 1)} = \frac{A}{x - 1} + \frac{B}{(x - 1)^2} + \frac{C}{x + 1}$$

Multiplying by the least common denominator,  $(x - 1)^2(x + 1)$ , we get

$$\begin{aligned} \boxed{8} \quad 4x &= A(x - 1)(x + 1) + B(x + 1) + C(x - 1)^2 \\ &= (A + C)x^2 + (B - 2C)x + (-A + B + C) \end{aligned}$$

Now we equate coefficients:

$$A + C = 0$$

$$B - 2C = 4$$

$$-A + B + C = 0$$

Solving, we obtain  $A = 1$ ,  $B = 2$ , and  $C = -1$ , so

$$\begin{aligned} \int \frac{x^4 - 2x^2 + 4x + 1}{x^3 - x^2 - x + 1} dx &= \int \left[ x + 1 + \frac{1}{x - 1} + \frac{2}{(x - 1)^2} - \frac{1}{x + 1} \right] dx \\ &= \frac{x^2}{2} + x + \ln|x - 1| - \frac{2}{x - 1} - \ln|x + 1| + K \\ &= \frac{x^2}{2} + x - \frac{2}{x - 1} + \ln \left| \frac{x - 1}{x + 1} \right| + K \end{aligned} \quad \square$$

■ Another method for finding the coefficients:

Put  $x = 1$  in (8):  $B = 2$ .

Put  $x = -1$ :  $C = -1$ .

Put  $x = 0$ :  $A = B + C = 1$ .

**CASE III** ■  $Q(x)$  contains irreducible quadratic factors, none of which is repeated.

If  $Q(x)$  has the factor  $ax^2 + bx + c$ , where  $b^2 - 4ac < 0$ , then, in addition to the partial fractions in Equations 2 and 7, the expression for  $R(x)/Q(x)$  will have a term of the form

$$\boxed{9} \quad \frac{Ax + B}{ax^2 + bx + c}$$

where  $A$  and  $B$  are constants to be determined. For instance, the function given by  $f(x) = x/[(x-2)(x^2+1)(x^2+4)]$  has a partial fraction decomposition of the form

$$\frac{x}{(x-2)(x^2+1)(x^2+4)} = \frac{A}{x-2} + \frac{Bx+C}{x^2+1} + \frac{Dx+E}{x^2+4}$$

The term given in (9) can be integrated by completing the square and using the formula

$$\boxed{10} \quad \int \frac{dx}{x^2 + a^2} = \frac{1}{a} \tan^{-1}\left(\frac{x}{a}\right) + C$$

**EXAMPLE 5** Evaluate  $\int \frac{2x^2 - x + 4}{x^3 + 4x} dx$ .

**SOLUTION** Since  $x^3 + 4x = x(x^2 + 4)$  can't be factored further, we write

$$\frac{2x^2 - x + 4}{x(x^2 + 4)} = \frac{A}{x} + \frac{Bx + C}{x^2 + 4}$$

Multiplying by  $x(x^2 + 4)$ , we have

$$\begin{aligned} 2x^2 - x + 4 &= A(x^2 + 4) + (Bx + C)x \\ &= (A + B)x^2 + Cx + 4A \end{aligned}$$

Equating coefficients, we obtain

$$A + B = 2 \quad C = -1 \quad 4A = 4$$

Thus  $A = 1$ ,  $B = 1$ , and  $C = -1$  and so

$$\int \frac{2x^2 - x + 4}{x^3 + 4x} dx = \int \left( \frac{1}{x} + \frac{x-1}{x^2+4} \right) dx$$

In order to integrate the second term we split it into two parts:

$$\int \frac{x-1}{x^2+4} dx = \int \frac{x}{x^2+4} dx - \int \frac{1}{x^2+4} dx$$

We make the substitution  $u = x^2 + 4$  in the first of these integrals so that  $du = 2x dx$ . We evaluate the second integral by means of Formula 10 with  $a = 2$ :

$$\begin{aligned} \int \frac{2x^2 - x + 4}{x(x^2 + 4)} dx &= \int \frac{1}{x} dx + \int \frac{x}{x^2 + 4} dx - \int \frac{1}{x^2 + 4} dx \\ &= \ln|x| + \frac{1}{2} \ln(x^2 + 4) - \frac{1}{2} \tan^{-1}(x/2) + K \end{aligned}$$

**EXAMPLE 6** Evaluate  $\int \frac{4x^2 - 3x + 2}{4x^2 - 4x + 3} dx$ .

**SOLUTION** Since the degree of the numerator is *not less than* the degree of the denominator, we first divide and obtain

$$\frac{4x^2 - 3x + 2}{4x^2 - 4x + 3} = 1 + \frac{x - 1}{4x^2 - 4x + 3}$$

Notice that the quadratic  $4x^2 - 4x + 3$  is irreducible because its discriminant is  $b^2 - 4ac = -32 < 0$ . This means it can't be factored, so we don't need to use the partial fraction technique.

To integrate the given function we complete the square in the denominator:

$$4x^2 - 4x + 3 = (2x - 1)^2 + 2$$

This suggests that we make the substitution  $u = 2x - 1$ . Then,  $du = 2 dx$  and  $x = \frac{1}{2}(u + 1)$ , so

$$\begin{aligned} \int \frac{4x^2 - 3x + 2}{4x^2 - 4x + 3} dx &= \int \left( 1 + \frac{x - 1}{4x^2 - 4x + 3} \right) dx \\ &= x + \frac{1}{2} \int \frac{\frac{1}{2}(u + 1) - 1}{u^2 + 2} du = x + \frac{1}{4} \int \frac{u - 1}{u^2 + 2} du \\ &= x + \frac{1}{4} \int \frac{u}{u^2 + 2} du - \frac{1}{4} \int \frac{1}{u^2 + 2} du \\ &= x + \frac{1}{8} \ln(u^2 + 2) - \frac{1}{4} \cdot \frac{1}{\sqrt{2}} \tan^{-1} \left( \frac{u}{\sqrt{2}} \right) + C \\ &= x + \frac{1}{8} \ln(4x^2 - 4x + 3) - \frac{1}{4\sqrt{2}} \tan^{-1} \left( \frac{2x - 1}{\sqrt{2}} \right) + C \quad \square \end{aligned}$$

**NOTE** Example 6 illustrates the general procedure for integrating a partial fraction of the form

$$\frac{Ax + B}{ax^2 + bx + c} \quad \text{where } b^2 - 4ac < 0$$

We complete the square in the denominator and then make a substitution that brings the integral into the form

$$\int \frac{Cu + D}{u^2 + a^2} du = C \int \frac{u}{u^2 + a^2} du + D \int \frac{1}{u^2 + a^2} du$$

Then the first integral is a logarithm and the second is expressed in terms of  $\tan^{-1}$ .

**CASE IV** ■  $Q(x)$  contains a repeated irreducible quadratic factor.

If  $Q(x)$  has the factor  $(ax^2 + bx + c)^r$ , where  $b^2 - 4ac < 0$ , then instead of the single partial fraction (9), the sum

$$\square \quad \frac{A_1x + B_1}{ax^2 + bx + c} + \frac{A_2x + B_2}{(ax^2 + bx + c)^2} + \cdots + \frac{A_rx + B_r}{(ax^2 + bx + c)^r}$$

■ It would be extremely tedious to work out by hand the numerical values of the coefficients in Example 7. Most computer algebra systems, however, can find the numerical values very quickly. For instance, the Maple command

`convert(f, parfrac, x)`

or the Mathematica command

`Apart[f]`

gives the following values:

$$A = -1, \quad B = \frac{1}{8}, \quad C = D = -1,$$

$$E = \frac{15}{8}, \quad F = -\frac{1}{8}, \quad G = H = \frac{3}{4},$$

$$I = -\frac{1}{2}, \quad J = \frac{1}{2}$$

occurs in the partial fraction decomposition of  $R(x)/Q(x)$ . Each of the terms in (11) can be integrated by first completing the square.

**EXAMPLE 7** Write out the form of the partial fraction decomposition of the function

$$\frac{x^3 + x^2 + 1}{x(x-1)(x^2 + x + 1)(x^2 + 1)^3}$$

**SOLUTION**

$$\begin{aligned} & \frac{x^3 + x^2 + 1}{x(x-1)(x^2 + x + 1)(x^2 + 1)^3} \\ &= \frac{A}{x} + \frac{B}{x-1} + \frac{Cx + D}{x^2 + x + 1} + \frac{Ex + F}{x^2 + 1} + \frac{Gx + H}{(x^2 + 1)^2} + \frac{Ix + J}{(x^2 + 1)^3} \end{aligned} \quad \square$$

**EXAMPLE 8** Evaluate  $\int \frac{1 - x + 2x^2 - x^3}{x(x^2 + 1)^2} dx$ .

**SOLUTION** The form of the partial fraction decomposition is

$$\frac{1 - x + 2x^2 - x^3}{x(x^2 + 1)^2} = \frac{A}{x} + \frac{Bx + C}{x^2 + 1} + \frac{Dx + E}{(x^2 + 1)^2}$$

Multiplying by  $x(x^2 + 1)^2$ , we have

$$\begin{aligned} -x^3 + 2x^2 - x + 1 &= A(x^2 + 1)^2 + (Bx + C)x(x^2 + 1) + (Dx + E)x \\ &= A(x^4 + 2x^2 + 1) + B(x^4 + x^2) + C(x^3 + x) + Dx^2 + Ex \\ &= (A + B)x^4 + Cx^3 + (2A + B + D)x^2 + (C + E)x + A \end{aligned}$$

If we equate coefficients, we get the system

$$A + B = 0 \quad C = -1 \quad 2A + B + D = 2 \quad C + E = -1 \quad A = 1$$

which has the solution  $A = 1, B = -1, C = -1, D = 1$ , and  $E = 0$ . Thus

$$\begin{aligned} \int \frac{1 - x + 2x^2 - x^3}{x(x^2 + 1)^2} dx &= \int \left( \frac{1}{x} - \frac{x + 1}{x^2 + 1} + \frac{x}{(x^2 + 1)^2} \right) dx \\ &= \int \frac{dx}{x} - \int \frac{x}{x^2 + 1} dx - \int \frac{dx}{x^2 + 1} + \int \frac{x dx}{(x^2 + 1)^2} \\ &= \ln|x| - \frac{1}{2} \ln(x^2 + 1) - \tan^{-1}x - \frac{1}{2(x^2 + 1)} + K \quad \square \end{aligned}$$

■ In the second and fourth terms we made the mental substitution  $u = x^2 + 1$ .

We note that sometimes partial fractions can be avoided when integrating a rational function. For instance, although the integral

$$\int \frac{x^2 + 1}{x(x^2 + 3)} dx$$

could be evaluated by the method of Case III, it's much easier to observe that if  $u = x(x^2 + 3) = x^3 + 3x$ , then  $du = (3x^2 + 3) dx$  and so

$$\int \frac{x^2 + 1}{x(x^2 + 3)} dx = \frac{1}{3} \ln |x^3 + 3x| + C$$

### RATIONALIZING SUBSTITUTIONS

Some nonrational functions can be changed into rational functions by means of appropriate substitutions. In particular, when an integrand contains an expression of the form  $\sqrt[n]{g(x)}$ , then the substitution  $u = \sqrt[n]{g(x)}$  may be effective. Other instances appear in the exercises.

**EXAMPLE 9** Evaluate  $\int \frac{\sqrt{x+4}}{x} dx$ .

**SOLUTION** Let  $u = \sqrt{x+4}$ . Then  $u^2 = x+4$ , so  $x = u^2 - 4$  and  $dx = 2u du$ . Therefore

$$\begin{aligned} \int \frac{\sqrt{x+4}}{x} dx &= \int \frac{u}{u^2 - 4} 2u du = 2 \int \frac{u^2}{u^2 - 4} du \\ &= 2 \int \left( 1 + \frac{4}{u^2 - 4} \right) du \end{aligned}$$

We can evaluate this integral either by factoring  $u^2 - 4$  as  $(u - 2)(u + 2)$  and using partial fractions or by using Formula 6 with  $a = 2$ :

$$\begin{aligned} \int \frac{\sqrt{x+4}}{x} dx &= 2 \int du + 8 \int \frac{du}{u^2 - 4} \\ &= 2u + 8 \cdot \frac{1}{2 \cdot 2} \ln \left| \frac{u - 2}{u + 2} \right| + C \\ &= 2\sqrt{x+4} + 2 \ln \left| \frac{\sqrt{x+4} - 2}{\sqrt{x+4} + 2} \right| + C \quad \square \end{aligned}$$

## 7.4 EXERCISES

**1-6** Write out the form of the partial fraction decomposition of the function (as in Example 7). Do not determine the numerical values of the coefficients.

1. (a)  $\frac{2x}{(x+3)(3x+1)}$

(b)  $\frac{1}{x^3 + 2x^2 + x}$

2. (a)  $\frac{x}{x^2 + x - 2}$

(b)  $\frac{x^2}{x^2 + x + 2}$

3. (a)  $\frac{x^4 + 1}{x^5 + 4x^3}$

(b)  $\frac{1}{(x^2 - 9)^2}$

4. (a)  $\frac{x^3}{x^2 + 4x + 3}$

(b)  $\frac{2x + 1}{(x + 1)^3(x^2 + 4)^2}$

**5.** (a)  $\frac{x^4}{x^4 - 1}$

(b)  $\frac{t^4 + t^2 + 1}{(t^2 + 1)(t^2 + 4)^2}$

6. (a)  $\frac{x^4}{(x^3 + x)(x^2 - x + 3)}$

(b)  $\frac{1}{x^6 - x^3}$

**7-38** Evaluate the integral.

7.  $\int \frac{x}{x-6} dx$

8.  $\int \frac{r^2}{r+4} dr$

9.  $\int \frac{x-9}{(x+5)(x-2)} dx$

10.  $\int \frac{1}{(t+4)(t-1)} dt$

11.  $\int_2^3 \frac{1}{x^2 - 1} dx$

13.  $\int \frac{ax}{x^2 - bx} dx$

15.  $\int_3^4 \frac{x^3 - 2x^2 - 4}{x^3 - 2x^2} dx$

17.  $\int_1^2 \frac{4y^2 - 7y - 12}{y(y+2)(y-3)} dy$

19.  $\int \frac{1}{(x+5)^2(x-1)} dx$

21.  $\int \frac{x^3 + 4}{x^2 + 4} dx$

23.  $\int \frac{5x^2 + 3x - 2}{x^3 + 2x^2} dx$

25.  $\int \frac{10}{(x-1)(x^2+9)} dx$

27.  $\int \frac{x^3 + x^2 + 2x + 1}{(x^2+1)(x^2+2)} dx$

29.  $\int \frac{x+4}{x^2+2x+5} dx$

31.  $\int \frac{1}{x^3-1} dx$

33.  $\int_0^1 \frac{x^3+2x}{x^4+4x^2+3} dx$

35.  $\int \frac{dx}{x(x^2+4)^2}$

37.  $\int \frac{x^2-3x+7}{(x^2-4x+6)^2} dx$

12.  $\int_0^1 \frac{x-1}{x^2+3x+2} dx$

14.  $\int \frac{1}{(x+a)(x+b)} dx$

16.  $\int_0^1 \frac{x^3-4x-10}{x^2-x-6} dx$

18.  $\int \frac{x^2+2x-1}{x^3-x} dx$

20.  $\int \frac{x^2-5x+16}{(2x+1)(x-2)^2} dx$

22.  $\int \frac{ds}{s^2(s-1)^2}$

24.  $\int \frac{x^2-x+6}{x^3+3x} dx$

26.  $\int \frac{x^2+x+1}{(x^2+1)^2} dx$

28.  $\int \frac{x^2-2x-1}{(x-1)^2(x^2+1)} dx$

30.  $\int \frac{3x^2+x+4}{x^4+3x^2+2} dx$

32.  $\int_0^1 \frac{x}{x^2+4x+13} dx$

34.  $\int \frac{x^3}{x^3+1} dx$

36.  $\int \frac{x^4+3x^2+1}{x^5+5x^3+5x} dx$

38.  $\int \frac{x^3+2x^2+3x-2}{(x^2+2x+2)^2} dx$

39–50 Make a substitution to express the integrand as a rational function and then evaluate the integral.

39.  $\int \frac{1}{x\sqrt{x+1}} dx$

40.  $\int \frac{dx}{2\sqrt{x+3}+x}$

41.  $\int_9^{16} \frac{\sqrt{x}}{x-4} dx$

42.  $\int_0^1 \frac{1}{1+\sqrt[3]{x}} dx$

43.  $\int \frac{x^3}{\sqrt[3]{x^2+1}} dx$

44.  $\int_{1/3}^3 \frac{\sqrt{x}}{x^2+x} dx$

45.  $\int \frac{1}{\sqrt{x}-\sqrt[3]{x}} dx$  [Hint: Substitute  $u = \sqrt[6]{x}$ .]

46.  $\int \frac{\sqrt{1+\sqrt{x}}}{x} dx$

47.  $\int \frac{e^{2x}}{e^{2x}+3e^x+2} dx$

48.  $\int \frac{\cos x}{\sin^2 x + \sin x} dx$

49.  $\int \frac{\sec^2 t}{\tan^2 t + 3 \tan t + 2} dt$

50.  $\int \frac{e^x}{(e^x-2)(e^{2x}+1)} dx$

51–52 Use integration by parts, together with the techniques of this section, to evaluate the integral.

51.  $\int \ln(x^2-x+2) dx$

52.  $\int x \tan^{-1} x dx$

53. Use a graph of  $f(x) = 1/(x^2-2x-3)$  to decide whether  $\int_0^2 f(x) dx$  is positive or negative. Use the graph to give a rough estimate of the value of the integral and then use partial fractions to find the exact value.

54. Graph both  $y = 1/(x^3-2x^2)$  and an antiderivative on the same screen.

55–56 Evaluate the integral by completing the square and using Formula 6.

55.  $\int \frac{dx}{x^2-2x}$

56.  $\int \frac{2x+1}{4x^2+12x-7} dx$

57. The German mathematician Karl Weierstrass (1815–1897) noticed that the substitution  $t = \tan(x/2)$  will convert any rational function of  $\sin x$  and  $\cos x$  into an ordinary rational function of  $t$ .

(a) If  $t = \tan(x/2)$ ,  $-\pi < x < \pi$ , sketch a right triangle or use trigonometric identities to show that

$$\cos\left(\frac{x}{2}\right) = \frac{1}{\sqrt{1+t^2}} \quad \text{and} \quad \sin\left(\frac{x}{2}\right) = \frac{t}{\sqrt{1+t^2}}$$

(b) Show that

$$\cos x = \frac{1-t^2}{1+t^2} \quad \text{and} \quad \sin x = \frac{2t}{1+t^2}$$

(c) Show that

$$dx = \frac{2}{1+t^2} dt$$

58–61 Use the substitution in Exercise 57 to transform the integrand into a rational function of  $t$  and then evaluate the integral.

58.  $\int \frac{dx}{3-5\sin x}$

59.  $\int \frac{1}{3\sin x - 4\cos x} dx$

60.  $\int_{\pi/3}^{\pi/2} \frac{1}{1+\sin x - \cos x} dx$

$$61. \int_0^{\pi/2} \frac{\sin 2x}{2 + \cos x} dx$$

62–63 Find the area of the region under the given curve from 1 to 2.

$$62. y = \frac{1}{x^3 + x}$$

$$63. y = \frac{x^2 + 1}{3x - x^2}$$

64. Find the volume of the resulting solid if the region under the curve  $y = 1/(x^2 + 3x + 2)$  from  $x = 0$  to  $x = 1$  is rotated about (a) the  $x$ -axis and (b) the  $y$ -axis.

65. One method of slowing the growth of an insect population without using pesticides is to introduce into the population a number of sterile males that mate with fertile females but produce no offspring. If  $P$  represents the number of female insects in a population,  $S$  the number of sterile males introduced each generation, and  $r$  the population's natural growth rate, then the female population is related to time  $t$  by

$$t = \int \frac{P + S}{P[(r - 1)P - S]} dP$$

Suppose an insect population with 10,000 females grows at a rate of  $r = 0.10$  and 900 sterile males are added. Evaluate the integral to give an equation relating the female population to time. (Note that the resulting equation can't be solved explicitly for  $P$ .)

66. Factor  $x^4 + 1$  as a difference of squares by first adding and subtracting the same quantity. Use this factorization to evaluate  $\int 1/(x^4 + 1) dx$ .

**[CAS]** 67. (a) Use a computer algebra system to find the partial fraction decomposition of the function

$$f(x) = \frac{4x^3 - 27x^2 + 5x - 32}{30x^5 - 13x^4 + 50x^3 - 286x^2 - 299x - 70}$$

(b) Use part (a) to find  $\int f(x) dx$  (by hand) and compare with the result of using the CAS to integrate  $f$  directly. Comment on any discrepancy.

**[CAS]** 68. (a) Find the partial fraction decomposition of the function

$$f(x) = \frac{12x^5 - 7x^3 - 13x^2 + 8}{100x^6 - 80x^5 + 116x^4 - 80x^3 + 41x^2 - 20x + 4}$$

(b) Use part (a) to find  $\int f(x) dx$  and graph  $f$  and its indefinite integral on the same screen.

(c) Use the graph of  $f$  to discover the main features of the graph of  $\int f(x) dx$ .

69. Suppose that  $F$ ,  $G$ , and  $Q$  are polynomials and

$$\frac{F(x)}{Q(x)} = \frac{G(x)}{Q(x)}$$

for all  $x$  except when  $Q(x) = 0$ . Prove that  $F(x) = G(x)$  for all  $x$ . [Hint: Use continuity.]

70. If  $f$  is a quadratic function such that  $f(0) = 1$  and

$$\int \frac{f(x)}{x^2(x+1)^3} dx$$

is a rational function, find the value of  $f'(0)$ .

## 7.5 STRATEGY FOR INTEGRATION

As we have seen, integration is more challenging than differentiation. In finding the derivative of a function it is obvious which differentiation formula we should apply. But it may not be obvious which technique we should use to integrate a given function.

Until now individual techniques have been applied in each section. For instance, we usually used substitution in Exercises 5.5, integration by parts in Exercises 7.1, and partial fractions in Exercises 7.4. But in this section we present a collection of miscellaneous integrals in random order and the main challenge is to recognize which technique or formula to use. No hard and fast rules can be given as to which method applies in a given situation, but we give some advice on strategy that you may find useful.

A prerequisite for strategy selection is a knowledge of the basic integration formulas. In the following table we have collected the integrals from our previous list together with several additional formulas that we have learned in this chapter. Most of them should be memorized. It is useful to know them all, but the ones marked with an asterisk need not be



memorized since they are easily derived. Formula 19 can be avoided by using partial fractions, and trigonometric substitutions can be used in place of Formula 20.

**TABLE OF INTEGRATION FORMULAS** Constants of integration have been omitted.

1. $\int x^n dx = \frac{x^{n+1}}{n+1} \quad (n \neq -1)$	2. $\int \frac{1}{x} dx = \ln x $
3. $\int e^x dx = e^x$	4. $\int a^x dx = \frac{a^x}{\ln a}$
5. $\int \sin x dx = -\cos x$	6. $\int \cos x dx = \sin x$
7. $\int \sec^2 x dx = \tan x$	8. $\int \csc^2 x dx = -\cot x$
9. $\int \sec x \tan x dx = \sec x$	10. $\int \csc x \cot x dx = -\csc x$
11. $\int \sec x dx = \ln \sec x + \tan x $	12. $\int \csc x dx = \ln \csc x - \cot x $
13. $\int \tan x dx = \ln \sec x $	14. $\int \cot x dx = \ln \sin x $
15. $\int \sinh x dx = \cosh x$	16. $\int \cosh x dx = \sinh x$
17. $\int \frac{dx}{x^2 + a^2} = \frac{1}{a} \tan^{-1}\left(\frac{x}{a}\right)$	18. $\int \frac{dx}{\sqrt{a^2 - x^2}} = \sin^{-1}\left(\frac{x}{a}\right)$
*19. $\int \frac{dx}{x^2 - a^2} = \frac{1}{2a} \ln \left  \frac{x-a}{x+a} \right $	*20. $\int \frac{dx}{\sqrt{x^2 \pm a^2}} = \ln x + \sqrt{x^2 \pm a^2} $

Once you are armed with these basic integration formulas, if you don't immediately see how to attack a given integral, you might try the following four-step strategy.

**1. Simplify the Integrand if Possible** Sometimes the use of algebraic manipulation or trigonometric identities will simplify the integrand and make the method of integration obvious. Here are some examples:

$$\int \sqrt{x}(1 + \sqrt{x}) dx = \int (\sqrt{x} + x) dx$$

$$\begin{aligned} \int \frac{\tan \theta}{\sec^2 \theta} d\theta &= \int \frac{\sin \theta}{\cos \theta} \cos^2 \theta d\theta \\ &= \int \sin \theta \cos \theta d\theta = \frac{1}{2} \int \sin 2\theta d\theta \end{aligned}$$

$$\begin{aligned} \int (\sin x + \cos x)^2 dx &= \int (\sin^2 x + 2 \sin x \cos x + \cos^2 x) dx \\ &= \int (1 + 2 \sin x \cos x) dx \end{aligned}$$

**2. Look for an Obvious Substitution** Try to find some function  $u = g(x)$  in the integrand whose differential  $du = g'(x) dx$  also occurs, apart from a constant factor. For instance, in the integral

$$\int \frac{x}{x^2 - 1} dx$$

we notice that if  $u = x^2 - 1$ , then  $du = 2x dx$ . Therefore we use the substitution  $u = x^2 - 1$  instead of the method of partial fractions.

**3. Classify the Integrand According to Its Form** If Steps 1 and 2 have not led to the solution, then we take a look at the form of the integrand  $f(x)$ .

- (a) *Trigonometric functions.* If  $f(x)$  is a product of powers of  $\sin x$  and  $\cos x$ , of  $\tan x$  and  $\sec x$ , or of  $\cot x$  and  $\csc x$ , then we use the substitutions recommended in Section 7.2.
- (b) *Rational functions.* If  $f$  is a rational function, we use the procedure of Section 7.4 involving partial fractions.
- (c) *Integration by parts.* If  $f(x)$  is a product of a power of  $x$  (or a polynomial) and a transcendental function (such as a trigonometric, exponential, or logarithmic function), then we try integration by parts, choosing  $u$  and  $dv$  according to the advice given in Section 7.1. If you look at the functions in Exercises 7.1, you will see that most of them are the type just described.
- (d) *Radicals.* Particular kinds of substitutions are recommended when certain radicals appear.
- (i) If  $\sqrt{\pm x^2 \pm a^2}$  occurs, we use a trigonometric substitution according to the table in Section 7.3.
- (ii) If  $\sqrt[n]{ax + b}$  occurs, we use the rationalizing substitution  $u = \sqrt[n]{ax + b}$ . More generally, this sometimes works for  $\sqrt[n]{g(x)}$ .

**4. Try Again** If the first three steps have not produced the answer, remember that there are basically only two methods of integration: substitution and parts.

- (a) *Try substitution.* Even if no substitution is obvious (Step 2), some inspiration or ingenuity (or even desperation) may suggest an appropriate substitution.
- (b) *Try parts.* Although integration by parts is used most of the time on products of the form described in Step 3(c), it is sometimes effective on single functions. Looking at Section 7.1, we see that it works on  $\tan^{-1}x$ ,  $\sin^{-1}x$ , and  $\ln x$ , and these are all inverse functions.
- (c) *Manipulate the integrand.* Algebraic manipulations (perhaps rationalizing the denominator or using trigonometric identities) may be useful in transforming the integral into an easier form. These manipulations may be more substantial than in Step 1 and may involve some ingenuity. Here is an example:

$$\begin{aligned} \int \frac{dx}{1 - \cos x} &= \int \frac{1}{1 - \cos x} \cdot \frac{1 + \cos x}{1 + \cos x} dx = \int \frac{1 + \cos x}{1 - \cos^2 x} dx \\ &= \int \frac{1 + \cos x}{\sin^2 x} dx = \int \left( \csc^2 x + \frac{\cos x}{\sin^2 x} \right) dx \end{aligned}$$

- (d) *Relate the problem to previous problems.* When you have built up some experience in integration, you may be able to use a method on a given integral that is similar to a method you have already used on a previous integral. Or you may even be able to express the given integral in terms of a previous one. For

instance,  $\int \tan^2 x \sec x \, dx$  is a challenging integral, but if we make use of the identity  $\tan^2 x = \sec^2 x - 1$ , we can write

$$\int \tan^2 x \sec x \, dx = \int \sec^3 x \, dx - \int \sec x \, dx$$

and if  $\int \sec^3 x \, dx$  has previously been evaluated (see Example 8 in Section 7.2), then that calculation can be used in the present problem.

- (e) *Use several methods.* Sometimes two or three methods are required to evaluate an integral. The evaluation could involve several successive substitutions of different types, or it might combine integration by parts with one or more substitutions.

In the following examples we indicate a method of attack but do not fully work out the integral.

**EXAMPLE 1**  $\int \frac{\tan^3 x}{\cos^3 x} \, dx$

In Step 1 we rewrite the integral:

$$\int \frac{\tan^3 x}{\cos^3 x} \, dx = \int \tan^3 x \sec^3 x \, dx$$

The integral is now of the form  $\int \tan^m x \sec^n x \, dx$  with  $m$  odd, so we can use the advice in Section 7.2.

Alternatively, if in Step 1 we had written

$$\int \frac{\tan^3 x}{\cos^3 x} \, dx = \int \frac{\sin^3 x}{\cos^3 x} \frac{1}{\cos^3 x} \, dx = \int \frac{\sin^3 x}{\cos^6 x} \, dx$$

then we could have continued as follows with the substitution  $u = \cos x$ :

$$\begin{aligned} \int \frac{\sin^3 x}{\cos^6 x} \, dx &= \int \frac{1 - \cos^2 x}{\cos^6 x} \sin x \, dx = \int \frac{1 - u^2}{u^6} (-du) \\ &= \int \frac{u^2 - 1}{u^6} \, du = \int (u^{-4} - u^{-6}) \, du \end{aligned} \quad \square$$

**EXAMPLE 2**  $\int e^{\sqrt{x}} \, dx$

According to (ii) in Step 3(d), we substitute  $u = \sqrt{x}$ . Then  $x = u^2$ , so  $dx = 2u \, du$  and

$$\int e^{\sqrt{x}} \, dx = 2 \int u e^u \, du$$

The integrand is now a product of  $u$  and the transcendental function  $e^u$  so it can be integrated by parts. □

**EXAMPLE 3**  $\int \frac{x^5 + 1}{x^3 - 3x^2 - 10x} dx$

No algebraic simplification or substitution is obvious, so Steps 1 and 2 don't apply here. The integrand is a rational function so we apply the procedure of Section 7.4, remembering that the first step is to divide.  $\square$

**EXAMPLE 4**  $\int \frac{dx}{x\sqrt{\ln x}}$

Here Step 2 is all that is needed. We substitute  $u = \ln x$  because its differential is  $du = dx/x$ , which occurs in the integral.  $\square$

**EXAMPLE 5**  $\int \sqrt{\frac{1-x}{1+x}} dx$

Although the rationalizing substitution

$$u = \sqrt{\frac{1-x}{1+x}}$$

works here [(ii) in Step 3(d)], it leads to a very complicated rational function. An easier method is to do some algebraic manipulation [either as Step 1 or as Step 4(c)]. Multiplying numerator and denominator by  $\sqrt{1-x}$ , we have

$$\begin{aligned} \int \sqrt{\frac{1-x}{1+x}} dx &= \int \frac{1-x}{\sqrt{1-x^2}} dx \\ &= \int \frac{1}{\sqrt{1-x^2}} dx - \int \frac{x}{\sqrt{1-x^2}} dx \\ &= \sin^{-1}x + \sqrt{1-x^2} + C \end{aligned} \quad \square$$

#### CAN WE INTEGRATE ALL CONTINUOUS FUNCTIONS?

The question arises: Will our strategy for integration enable us to find the integral of every continuous function? For example, can we use it to evaluate  $\int e^{x^2} dx$ ? The answer is No, at least not in terms of the functions that we are familiar with.

The functions that we have been dealing with in this book are called **elementary functions**. These are the polynomials, rational functions, power functions ( $x^a$ ), exponential functions ( $a^x$ ), logarithmic functions, trigonometric and inverse trigonometric functions, hyperbolic and inverse hyperbolic functions, and all functions that can be obtained from these by the five operations of addition, subtraction, multiplication, division, and composition. For instance, the function

$$f(x) = \sqrt{\frac{x^2 - 1}{x^3 + 2x - 1}} + \ln(\cosh x) - xe^{\sin 2x}$$

is an elementary function.

If  $f$  is an elementary function, then  $f'$  is an elementary function but  $\int f(x) dx$  need not be an elementary function. Consider  $f(x) = e^{x^2}$ . Since  $f$  is continuous, its integral exists, and if we define the function  $F$  by

$$F(x) = \int_0^x e^{t^2} dt$$

then we know from Part 1 of the Fundamental Theorem of Calculus that

$$F'(x) = e^{x^2}$$

Thus,  $f(x) = e^{x^2}$  has an antiderivative  $F$ , but it has been proved that  $F$  is not an elementary function. This means that no matter how hard we try, we will never succeed in evaluating  $\int e^{x^2} dx$  in terms of the functions we know. (In Chapter 11, however, we will see how to express  $\int e^{x^2} dx$  as an infinite series.) The same can be said of the following integrals:

$$\begin{array}{lll} \int \frac{e^x}{x} dx & \int \sin(x^2) dx & \int \cos(e^x) dx \\ \int \sqrt{x^3 + 1} dx & \int \frac{1}{\ln x} dx & \int \frac{\sin x}{x} dx \end{array}$$

In fact, the majority of elementary functions don't have elementary antiderivatives. You may be assured, though, that the integrals in the following exercises are all elementary functions.

## 7.5 EXERCISES

1–80 Evaluate the integral.

1.  $\int \cos x (1 + \sin^2 x) dx$

3.  $\int \frac{\sin x + \sec x}{\tan x} dx$

5.  $\int_0^2 \frac{2t}{(t-3)^2} dt$

7.  $\int_{-1}^1 \frac{e^{\arctan y}}{1+y^2} dy$

9.  $\int_1^3 r^4 \ln r dr$

11.  $\int \frac{x-1}{x^2-4x+5} dx$

13.  $\int \sin^3 \theta \cos^5 \theta d\theta$

15.  $\int \frac{dx}{(1-x^2)^{3/2}}$

17.  $\int x \sin^2 x dx$

19.  $\int e^{x+e^x} dx$

21.  $\int \arctan \sqrt{x} dx$

23.  $\int_0^1 (1 + \sqrt{x})^8 dx$

2.  $\int \frac{\sin^3 x}{\cos x} dx$

4.  $\int \tan^3 \theta d\theta$

6.  $\int \frac{x}{\sqrt{3-x^4}} dx$

8.  $\int x \csc x \cot x dx$

10.  $\int_0^4 \frac{x-1}{x^2-4x-5} dx$

12.  $\int \frac{x}{x^4+x^2+1} dx$

14.  $\int \frac{x^3}{\sqrt{1+x^2}} dx$

16.  $\int_0^{\sqrt{2}/2} \frac{x^2}{\sqrt{1-x^2}} dx$

18.  $\int \frac{e^{2t}}{1+e^{4t}} dt$

20.  $\int e^2 dx$

22.  $\int \frac{\ln x}{x\sqrt{1+(\ln x)^2}} dx$

24.  $\int \ln(x^2-1) dx$

25.  $\int \frac{3x^2-2}{x^2-2x-8} dx$

27.  $\int \frac{dx}{1+e^x}$

29.  $\int_0^5 \frac{3w-1}{w+2} dw$

31.  $\int \sqrt{\frac{1+x}{1-x}} dx$

33.  $\int \sqrt{3-2x-x^2} dx$

35.  $\int_{-1}^1 x^8 \sin x dx$

37.  $\int_0^{\pi/4} \cos^2 \theta \tan^2 \theta d\theta$

39.  $\int \frac{\sec \theta \tan \theta}{\sec^2 \theta - \sec \theta} d\theta$

41.  $\int \theta \tan^2 \theta d\theta$

43.  $\int e^x \sqrt{1+e^x} dx$

45.  $\int x^5 e^{-x^3} dx$

47.  $\int x^3(x-1)^{-4} dx$

26.  $\int \frac{3x^2-2}{x^3-2x-8} dx$

28.  $\int \sin \sqrt{at} dt$

30.  $\int_{-2}^2 |x^2-4x| dx$

32.  $\int \frac{\sqrt{2x-1}}{2x+3} dx$

34.  $\int_{\pi/4}^{\pi/2} \frac{1+4 \cot x}{4-\cot x} dx$

36.  $\int \sin 4x \cos 3x dx$

38.  $\int_0^{\pi/4} \tan^5 \theta \sec^3 \theta d\theta$

40.  $\int \frac{1}{\sqrt{4y^2-4y-3}} dy$

42.  $\int \frac{\tan^{-1} x}{x^2} dx$

44.  $\int \sqrt{1+e^x} dx$

46.  $\int \frac{1+\sin x}{1-\sin x} dx$

48.  $\int \frac{x}{x^4-a^4} dx$

49.  $\int \frac{1}{x\sqrt{4x+1}} dx$

51.  $\int \frac{1}{x\sqrt{4x^2+1}} dx$

53.  $\int x^2 \sinh mx dx$

55.  $\int \frac{dx}{x+x\sqrt{x}}$

57.  $\int x\sqrt[3]{x+c} dx$

59.  $\int \cos x \cos^3(\sin x) dx$

61.  $\int \sqrt{x} e^{\sqrt{x}} dx$

63.  $\int \frac{\sin 2x}{1+\cos^4 x} dx$

65.  $\int \frac{1}{\sqrt{x+1} + \sqrt{x}} dx$

50.  $\int \frac{1}{x^2\sqrt{4x+1}} dx$

52.  $\int \frac{dx}{x(x^4+1)}$

54.  $\int (x+\sin x)^2 dx$

56.  $\int \frac{dx}{\sqrt{x} + x\sqrt{x}}$

58.  $\int \frac{x \ln x}{\sqrt{x^2-1}} dx$

60.  $\int \frac{dx}{x^2\sqrt{4x^2-1}}$

62.  $\int \frac{1}{x+\sqrt[3]{x}} dx$

64.  $\int_{\pi/4}^{\pi/3} \frac{\ln(\tan x)}{\sin x \cos x} dx$

66.  $\int_2^3 \frac{u^3+1}{u^3-u^2} du$

67.  $\int_1^{\sqrt{3}} \frac{\sqrt{1+x^2}}{x^2} dx$

69.  $\int \frac{e^{2x}}{1+e^x} dx$

71.  $\int \frac{x+\arcsin x}{\sqrt{1-x^2}} dx$

73.  $\int \frac{1}{(x-2)(x^2+4)} dx$

75.  $\int \frac{xe^x}{\sqrt{1+e^x}} dx$

77.  $\int \frac{\sqrt{x}}{1+x^3} dx$

79.  $\int x \sin^2 x \cos x dx$

68.  $\int \frac{1}{1+2e^x-e^{-x}} dx$

70.  $\int \frac{\ln(x+1)}{x^2} dx$

72.  $\int \frac{4^x+10^x}{2^x} dx$

74.  $\int \frac{dx}{\sqrt{x}(2+\sqrt{x})^4}$

76.  $\int (x^2-bx) \sin 2x dx$

78.  $\int \frac{\sec x \cos 2x}{\sin x + \sec x} dx$

80.  $\int \frac{\sin x \cos x}{\sin^4 x + \cos^4 x} dx$

81. The functions  $y = e^{x^2}$  and  $y = x^2 e^{x^2}$  don't have elementary antiderivatives, but  $y = (2x^2+1)e^{x^2}$  does. Evaluate  $\int (2x^2+1)e^{x^2} dx$ .

## 7.6

## INTEGRATION USING TABLES AND COMPUTER ALGEBRA SYSTEMS

In this section we describe how to use tables and computer algebra systems to integrate functions that have elementary antiderivatives. You should bear in mind, though, that even the most powerful computer algebra systems can't find explicit formulas for the antiderivatives of functions like  $e^{x^2}$  or the other functions described at the end of Section 7.5.

## TABLES OF INTEGRALS

Tables of indefinite integrals are very useful when we are confronted by an integral that is difficult to evaluate by hand and we don't have access to a computer algebra system. A relatively brief table of 120 integrals, categorized by form, is provided on the Reference Pages at the back of the book. More extensive tables are available in *CRC Standard Mathematical Tables and Formulae*, 31st ed. by Daniel Zwillinger (Boca Raton, FL: CRC Press, 2002) (709 entries) or in Gradshteyn and Ryzhik's *Table of Integrals, Series, and Products*, 6e (San Diego: Academic Press, 2000), which contains hundreds of pages of integrals. It should be remembered, however, that integrals do not often occur in exactly the form listed in a table. Usually we need to use substitution or algebraic manipulation to transform a given integral into one of the forms in the table.

**EXAMPLE 1** The region bounded by the curves  $y = \arctan x$ ,  $y = 0$ , and  $x = 1$  is rotated about the  $y$ -axis. Find the volume of the resulting solid.

**SOLUTION** Using the method of cylindrical shells, we see that the volume is

$$V = \int_0^1 2\pi x \arctan x dx$$

■ The Table of Integrals appears on Reference Pages 6–10 at the back of the book.

In the section of the Table of Integrals titled *Inverse Trigonometric Forms* we locate Formula 92:

$$\int u \tan^{-1} u \, du = \frac{u^2 + 1}{2} \tan^{-1} u - \frac{u}{2} + C$$

Thus the volume is

$$\begin{aligned} V &= 2\pi \int_0^1 x \tan^{-1} x \, dx = 2\pi \left[ \frac{x^2 + 1}{2} \tan^{-1} x - \frac{x}{2} \right]_0^1 \\ &= \pi [(x^2 + 1) \tan^{-1} x - x]_0^1 = \pi(2 \tan^{-1} 1 - 1) \\ &= \pi[2(\pi/4) - 1] = \frac{1}{2}\pi^2 - \pi \end{aligned}$$

□

■ **EXAMPLE 2** Use the Table of Integrals to find  $\int \frac{x^2}{\sqrt{5 - 4x^2}} \, dx$ .

**SOLUTION** If we look at the section of the table titled *Forms involving  $\sqrt{a^2 - u^2}$* , we see that the closest entry is number 34:

$$\int \frac{u^2}{\sqrt{a^2 - u^2}} \, du = -\frac{u}{2} \sqrt{a^2 - u^2} + \frac{a^2}{2} \sin^{-1} \left( \frac{u}{a} \right) + C$$

This is not exactly what we have, but we will be able to use it if we first make the substitution  $u = 2x$ :

$$\int \frac{x^2}{\sqrt{5 - 4x^2}} \, dx = \int \frac{(u/2)^2}{\sqrt{5 - u^2}} \frac{du}{2} = \frac{1}{8} \int \frac{u^2}{\sqrt{5 - u^2}} \, du$$

Then we use Formula 34 with  $a^2 = 5$  (so  $a = \sqrt{5}$ ):

$$\begin{aligned} \int \frac{x^2}{\sqrt{5 - 4x^2}} \, dx &= \frac{1}{8} \int \frac{u^2}{\sqrt{5 - u^2}} \, du = \frac{1}{8} \left( -\frac{u}{2} \sqrt{5 - u^2} + \frac{5}{2} \sin^{-1} \frac{u}{\sqrt{5}} \right) + C \\ &= -\frac{x}{8} \sqrt{5 - 4x^2} + \frac{5}{16} \sin^{-1} \left( \frac{2x}{\sqrt{5}} \right) + C \end{aligned}$$

□

■ **EXAMPLE 3** Use the Table of Integrals to find  $\int x^3 \sin x \, dx$ .

**SOLUTION** If we look in the section called *Trigonometric Forms*, we see that none of the entries explicitly includes a  $u^3$  factor. However, we can use the reduction formula in entry 84 with  $n = 3$ :

$$\int x^3 \sin x \, dx = -x^3 \cos x + 3 \int x^2 \cos x \, dx$$

$$\begin{aligned} 85. \int u^n \cos u \, du \\ = u^n \sin u - n \int u^{n-1} \sin u \, du \end{aligned}$$

We now need to evaluate  $\int x^2 \cos x \, dx$ . We can use the reduction formula in entry 85 with  $n = 2$ , followed by entry 82:

$$\begin{aligned} \int x^2 \cos x \, dx &= x^2 \sin x - 2 \int x \sin x \, dx \\ &= x^2 \sin x - 2(\sin x - x \cos x) + K \end{aligned}$$

Combining these calculations, we get

$$\int x^3 \sin x \, dx = -x^3 \cos x + 3x^2 \sin x + 6x \cos x - 6 \sin x + C$$

where  $C = 3K$ . □

**EXAMPLE 4** Use the Table of Integrals to find  $\int x\sqrt{x^2 + 2x + 4} \, dx$ .

**SOLUTION** Since the table gives forms involving  $\sqrt{a^2 + x^2}$ ,  $\sqrt{a^2 - x^2}$ , and  $\sqrt{x^2 - a^2}$ , but not  $\sqrt{ax^2 + bx + c}$ , we first complete the square:

$$x^2 + 2x + 4 = (x + 1)^2 + 3$$

If we make the substitution  $u = x + 1$  (so  $x = u - 1$ ), the integrand will involve the pattern  $\sqrt{a^2 + u^2}$ :

$$\begin{aligned} \int x\sqrt{x^2 + 2x + 4} \, dx &= \int (u - 1)\sqrt{u^2 + 3} \, du \\ &= \int u\sqrt{u^2 + 3} \, du - \int \sqrt{u^2 + 3} \, du \end{aligned}$$

The first integral is evaluated using the substitution  $t = u^2 + 3$ :

$$\int u\sqrt{u^2 + 3} \, du = \frac{1}{2} \int \sqrt{t} \, dt = \frac{1}{2} \cdot \frac{2}{3} t^{3/2} = \frac{1}{3} (u^2 + 3)^{3/2}$$

$$\begin{aligned} 21. \int \sqrt{a^2 + u^2} \, du &= \frac{u}{2} \sqrt{a^2 + u^2} \\ &+ \frac{a^2}{2} \ln(u + \sqrt{a^2 + u^2}) + C \end{aligned}$$

For the second integral we use Formula 21 with  $a = \sqrt{3}$ :

$$\int \sqrt{u^2 + 3} \, du = \frac{u}{2} \sqrt{u^2 + 3} + \frac{3}{2} \ln(u + \sqrt{u^2 + 3})$$

Thus

$$\begin{aligned} \int x\sqrt{x^2 + 2x + 4} \, dx \\ = \frac{1}{3} (x^2 + 2x + 4)^{3/2} - \frac{x + 1}{2} \sqrt{x^2 + 2x + 4} - \frac{3}{2} \ln(x + 1 + \sqrt{x^2 + 2x + 4}) + C \end{aligned}$$
□

### COMPUTER ALGEBRA SYSTEMS

We have seen that the use of tables involves matching the form of the given integrand with the forms of the integrands in the tables. Computers are particularly good at matching patterns. And just as we used substitutions in conjunction with tables, a CAS can perform substitutions that transform a given integral into one that occurs in its stored formulas. So it isn't surprising that computer algebra systems excel at integration. That doesn't mean that integration by hand is an obsolete skill. We will see that a hand computation sometimes produces an indefinite integral in a form that is more convenient than a machine answer.

To begin, let's see what happens when we ask a machine to integrate the relatively simple function  $y = 1/(3x - 2)$ . Using the substitution  $u = 3x - 2$ , an easy calculation by hand gives

$$\int \frac{1}{3x - 2} \, dx = \frac{1}{3} \ln |3x - 2| + C$$



whereas Derive, Mathematica, and Maple all return the answer

$$\frac{1}{3} \ln(3x - 2)$$

The first thing to notice is that computer algebra systems omit the constant of integration. In other words, they produce a *particular* antiderivative, not the most general one. Therefore, when making use of a machine integration, we might have to add a constant. Second, the absolute value signs are omitted in the machine answer. That is fine if our problem is concerned only with values of  $x$  greater than  $\frac{2}{3}$ . But if we are interested in other values of  $x$ , then we need to insert the absolute value symbol.

In the next example we reconsider the integral of Example 4, but this time we ask a machine for the answer.

**EXAMPLE 5** Use a computer algebra system to find  $\int x\sqrt{x^2 + 2x + 4} dx$ .

**SOLUTION** Maple responds with the answer

$$\frac{1}{3}(x^2 + 2x + 4)^{3/2} - \frac{1}{4}(2x + 2)\sqrt{x^2 + 2x + 4} - \frac{3}{2} \operatorname{arcsinh} \frac{\sqrt{3}}{3}(1 + x)$$

This looks different from the answer we found in Example 4, but it is equivalent because the third term can be rewritten using the identity

$$\operatorname{arcsinh} x = \ln(x + \sqrt{x^2 + 1})$$

■ This is Equation 3.11.3.

Thus

$$\begin{aligned} \operatorname{arcsinh} \frac{\sqrt{3}}{3}(1 + x) &= \ln \left[ \frac{\sqrt{3}}{3}(1 + x) + \sqrt{\frac{1}{3}(1 + x)^2 + 1} \right] \\ &= \ln \frac{1}{\sqrt{3}} [1 + x + \sqrt{(1 + x)^2 + 3}] \\ &= \ln \frac{1}{\sqrt{3}} + \ln(x + 1 + \sqrt{x^2 + 2x + 4}) \end{aligned}$$

The resulting extra term  $-\frac{3}{2} \ln(1/\sqrt{3})$  can be absorbed into the constant of integration. Mathematica gives the answer

$$\left( \frac{5}{6} + \frac{x}{6} + \frac{x^2}{3} \right) \sqrt{x^2 + 2x + 4} - \frac{3}{2} \operatorname{arcsinh} \left( \frac{1 + x}{\sqrt{3}} \right)$$

Mathematica combined the first two terms of Example 4 (and the Maple result) into a single term by factoring.

Derive gives the answer

$$\frac{1}{6} \sqrt{x^2 + 2x + 4} (2x^2 + x + 5) - \frac{3}{2} \ln(\sqrt{x^2 + 2x + 4} + x + 1)$$

The first term is like the first term in the Mathematica answer, and the second term is identical to the last term in Example 4.  $\square$

**EXAMPLE 6** Use a CAS to evaluate  $\int x(x^2 + 5)^8 dx$ .

**SOLUTION** Maple and Mathematica give the same answer:

$$\frac{1}{18} x^{18} + \frac{5}{2} x^{16} + 50x^{14} + \frac{1750}{3} x^{12} + 4375x^{10} + 21875x^8 + \frac{218750}{3} x^6 + 156250x^4 + \frac{390625}{2} x^2$$

It's clear that both systems must have expanded  $(x^2 + 5)^8$  by the Binomial Theorem and then integrated each term.

If we integrate by hand instead, using the substitution  $u = x^2 + 5$ , we get

■ Derive and the TI-89/92 also give this answer.

$$\int x(x^2 + 5)^8 dx = \frac{1}{18}(x^2 + 5)^9 + C$$

For most purposes, this is a more convenient form of the answer. □

**EXAMPLE 7** Use a CAS to find  $\int \sin^5 x \cos^2 x dx$ .

**SOLUTION** In Example 2 in Section 7.2 we found that

$$\boxed{1} \quad \int \sin^5 x \cos^2 x dx = -\frac{1}{3} \cos^3 x + \frac{2}{5} \cos^5 x - \frac{1}{7} \cos^7 x + C$$

Derive and Maple report the answer

$$-\frac{1}{7} \sin^4 x \cos^3 x - \frac{4}{35} \sin^2 x \cos^3 x - \frac{8}{105} \cos^3 x$$

whereas Mathematica produces

$$-\frac{5}{64} \cos x - \frac{1}{192} \cos 3x + \frac{3}{320} \cos 5x - \frac{1}{448} \cos 7x$$

We suspect that there are trigonometric identities which show these three answers are equivalent. Indeed, if we ask Derive, Maple, and Mathematica to simplify their expressions using trigonometric identities, they ultimately produce the same form of the answer as in Equation 1. □

## 7.6 EXERCISES

1–4 Use the indicated entry in the Table of Integrals on the Reference Pages to evaluate the integral.

1.  $\int \frac{\sqrt{7-2x^2}}{x^2} dx$ ; entry 33      2.  $\int \frac{3x}{\sqrt{3-2x}} dx$ ; entry 55  
 3.  $\int \sec^3(\pi x) dx$ ; entry 71      4.  $\int e^{2\theta} \sin 3\theta d\theta$ ; entry 98

5–30 Use the Table of Integrals on Reference Pages 6–10 to evaluate the integral.

5.  $\int_0^1 2x \cos^{-1} x dx$       6.  $\int_2^3 \frac{1}{x^2 \sqrt{4x^2 - 7}} dx$   
 7.  $\int \tan^3(\pi x) dx$       8.  $\int \frac{\ln(1 + \sqrt{x})}{\sqrt{x}} dx$   
 9.  $\int \frac{dx}{x^2 \sqrt{4x^2 + 9}}$       10.  $\int \frac{\sqrt{2y^2 - 3}}{y^2} dy$

11.  $\int_{-1}^0 t^2 e^{-t} dt$       12.  $\int x^2 \operatorname{csch}(x^3 + 1) dx$   
 13.  $\int \frac{\tan^3(1/z)}{z^2} dz$       14.  $\int \sin^{-1} \sqrt{x} dx$   
 15.  $\int e^{2x} \arctan(e^x) dx$       16.  $\int x \sin(x^2) \cos(3x^2) dx$   
 17.  $\int y \sqrt{6 + 4y - 4y^2} dy$       18.  $\int \frac{dx}{2x^3 - 3x^2}$   
 19.  $\int \sin^2 x \cos x \ln(\sin x) dx$       20.  $\int \frac{\sin \theta}{\sqrt{5 - \sin \theta}} d\theta$   
 21.  $\int \frac{e^x}{3 - e^{2x}} dx$       22.  $\int_0^2 x^3 \sqrt{4x^2 - x^4} dx$   
 23.  $\int \sec^2 x dx$       24.  $\int \sin^6 2x dx$   
 25.  $\int \frac{\sqrt{4 + (\ln x)^2}}{x} dx$       26.  $\int_0^1 x^4 e^{-x} dx$

27.  $\int \sqrt{e^{2x} - 1} dx$

28.  $\int e^t \sin(\alpha t - 3) dt$

29.  $\int \frac{x^4 dx}{\sqrt{x^{10} - 2}}$

30.  $\int \frac{\sec^2 \theta \tan^2 \theta}{\sqrt{9 - \tan^2 \theta}} d\theta$

31. Find the volume of the solid obtained when the region under the curve  $y = x\sqrt{4 - x^2}$ ,  $0 \leq x \leq 2$ , is rotated about the  $y$ -axis.

32. The region under the curve  $y = \tan^2 x$  from  $0$  to  $\pi/4$  is rotated about the  $x$ -axis. Find the volume of the resulting solid.

33. Verify Formula 53 in the Table of Integrals (a) by differentiation and (b) by using the substitution  $t = a + bu$ .

34. Verify Formula 31 (a) by differentiation and (b) by substituting  $u = a \sin \theta$ .

CAS 35–42 Use a computer algebra system to evaluate the integral. Compare the answer with the result of using tables. If the answers are not the same, show that they are equivalent.

35.  $\int \sec^4 x dx$

36.  $\int \csc^5 x dx$

37.  $\int x^2 \sqrt{x^2 + 4} dx$

38.  $\int \frac{dx}{e^x(3e^x + 2)}$

39.  $\int x\sqrt{1 + 2x} dx$

40.  $\int \sin^4 x dx$

41.  $\int \tan^5 x dx$

42.  $\int \frac{1}{\sqrt{1 + \sqrt[3]{x}}} dx$

CAS 43. (a) Use the table of integrals to evaluate  $F(x) = \int f(x) dx$ , where

$$f(x) = \frac{1}{x\sqrt{1-x^2}}$$

What is the domain of  $f$  and  $F$ ?

(b) Use a CAS to evaluate  $F(x)$ . What is the domain of the function  $F$  that the CAS produces? Is there a discrepancy between this domain and the domain of the function  $F$  that you found in part (a)?

CAS 44. Computer algebra systems sometimes need a helping hand from human beings. Try to evaluate

$$\int (1 + \ln x) \sqrt{1 + (x \ln x)^2} dx$$

with a computer algebra system. If it doesn't return an answer, make a substitution that changes the integral into one that the CAS can evaluate.

CAS 45–48 Use a CAS to find an antiderivative  $F$  of  $f$  such that  $F(0) = 0$ . Graph  $f$  and  $F$  and locate approximately the  $x$ -coordinates of the extreme points and inflection points of  $F$ .

45.  $f(x) = \frac{x^2 - 1}{x^4 + x^2 + 1}$

46.  $f(x) = xe^{-x} \sin x$ ,  $-5 \leq x \leq 5$

47.  $f(x) = \sin^4 x \cos^6 x$ ,  $0 \leq x \leq \pi$

48.  $f(x) = \frac{x^3 - x}{x^6 + 1}$

**DISCOVERY PROJECT**

**CAS PATTERNS IN INTEGRALS**

In this project a computer algebra system is used to investigate indefinite integrals of families of functions. By observing the patterns that occur in the integrals of several members of the family, you will first guess, and then prove, a general formula for the integral of any member of the family.

I. (a) Use a computer algebra system to evaluate the following integrals.

(i)  $\int \frac{1}{(x+2)(x+3)} dx$

(ii)  $\int \frac{1}{(x+1)(x+5)} dx$

(iii)  $\int \frac{1}{(x+2)(x-5)} dx$

(iv)  $\int \frac{1}{(x+2)^2} dx$

(b) Based on the pattern of your responses in part (a), guess the value of the integral

$$\int \frac{1}{(x+a)(x+b)} dx$$

if  $a \neq b$ . What if  $a = b$ ?

(c) Check your guess by asking your CAS to evaluate the integral in part (b). Then prove it using partial fractions.

2. (a) Use a computer algebra system to evaluate the following integrals.

$$(i) \int \sin x \cos 2x \, dx \quad (ii) \int \sin 3x \cos 7x \, dx \quad (iii) \int \sin 8x \cos 3x \, dx$$

- (b) Based on the pattern of your responses in part (a), guess the value of the integral

$$\int \sin ax \cos bx \, dx$$

- (c) Check your guess with a CAS. Then prove it using the techniques of Section 7.2. For what values of  $a$  and  $b$  is it valid?

3. (a) Use a computer algebra system to evaluate the following integrals.

$$(i) \int \ln x \, dx \quad (ii) \int x \ln x \, dx \quad (iii) \int x^2 \ln x \, dx$$

$$(iv) \int x^3 \ln x \, dx \quad (v) \int x^7 \ln x \, dx$$

- (b) Based on the pattern of your responses in part (a), guess the value of

$$\int x^n \ln x \, dx$$

- (c) Use integration by parts to prove the conjecture that you made in part (b). For what values of  $n$  is it valid?

4. (a) Use a computer algebra system to evaluate the following integrals.

$$(i) \int x e^x \, dx \quad (ii) \int x^2 e^x \, dx \quad (iii) \int x^3 e^x \, dx$$

$$(iv) \int x^4 e^x \, dx \quad (v) \int x^5 e^x \, dx$$

- (b) Based on the pattern of your responses in part (a), guess the value of  $\int x^n e^x \, dx$ . Then use your CAS to check your guess.

- (c) Based on the patterns in parts (a) and (b), make a conjecture as to the value of the integral

$$\int x^n e^x \, dx$$

when  $n$  is a positive integer.

- (d) Use mathematical induction to prove the conjecture you made in part (c).

## 7.7 APPROXIMATE INTEGRATION

There are two situations in which it is impossible to find the exact value of a definite integral.

The first situation arises from the fact that in order to evaluate  $\int_a^b f(x) \, dx$  using the Fundamental Theorem of Calculus we need to know an antiderivative of  $f$ . Sometimes, however, it is difficult, or even impossible, to find an antiderivative (see Section 7.5). For example, it is impossible to evaluate the following integrals exactly:

$$\int_0^1 e^{x^2} \, dx \quad \int_{-1}^1 \sqrt{1+x^3} \, dx$$

The second situation arises when the function is determined from a scientific experiment through instrument readings or collected data. There may be no formula for the function (see Example 5).

In both cases we need to find approximate values of definite integrals. We already know one such method. Recall that the definite integral is defined as a limit of Riemann sums, so any Riemann sum could be used as an approximation to the integral: If we divide  $[a, b]$  into  $n$  subintervals of equal length  $\Delta x = (b - a)/n$ , then we have

$$\int_a^b f(x) dx \approx \sum_{i=1}^n f(x_i^*) \Delta x$$

where  $x_i^*$  is any point in the  $i$ th subinterval  $[x_{i-1}, x_i]$ . If  $x_i^*$  is chosen to be the left endpoint of the interval, then  $x_i^* = x_{i-1}$  and we have

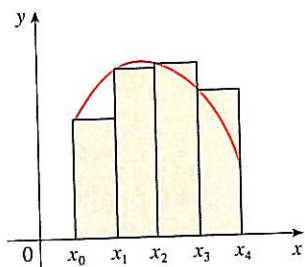
$$\boxed{1} \quad \int_a^b f(x) dx \approx L_n = \sum_{i=1}^n f(x_{i-1}) \Delta x$$

If  $f(x) \geq 0$ , then the integral represents an area and (1) represents an approximation of this area by the rectangles shown in Figure 1(a). If we choose  $x_i^*$  to be the right endpoint, then  $x_i^* = x_i$  and we have

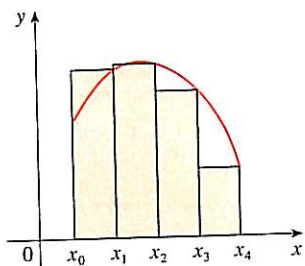
$$\boxed{2} \quad \int_a^b f(x) dx \approx R_n = \sum_{i=1}^n f(x_i) \Delta x$$

[See Figure 1(b).] The approximations  $L_n$  and  $R_n$  defined by Equations 1 and 2 are called the **left endpoint approximation** and **right endpoint approximation**, respectively.

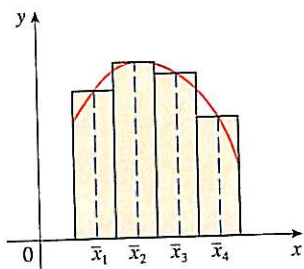
In Section 5.2 we also considered the case where  $x_i^*$  is chosen to be the midpoint  $\bar{x}_i$  of the subinterval  $[x_{i-1}, x_i]$ . Figure 1(c) shows the midpoint approximation  $M_n$ , which appears to be better than either  $L_n$  or  $R_n$ .



(a) Left endpoint approximation



(b) Right endpoint approximation



(c) Midpoint approximation

FIGURE 1

**MIDPOINT RULE**

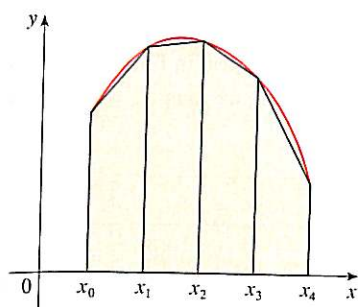
$$\int_a^b f(x) dx \approx M_n = \Delta x [f(\bar{x}_1) + f(\bar{x}_2) + \cdots + f(\bar{x}_n)]$$

where  $\Delta x = \frac{b - a}{n}$

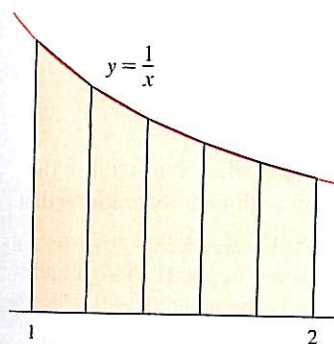
and  $\bar{x}_i = \frac{1}{2}(x_{i-1} + x_i) = \text{midpoint of } [x_{i-1}, x_i]$

Another approximation, called the Trapezoidal Rule, results from averaging the approximations in Equations 1 and 2:

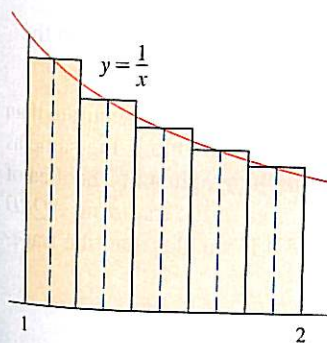
$$\begin{aligned} \int_a^b f(x) dx &\approx \frac{1}{2} \left[ \sum_{i=1}^n f(x_{i-1}) \Delta x + \sum_{i=1}^n f(x_i) \Delta x \right] = \frac{\Delta x}{2} \left[ \sum_{i=1}^n (f(x_{i-1}) + f(x_i)) \right] \\ &= \frac{\Delta x}{2} [(f(x_0) + f(x_1)) + (f(x_1) + f(x_2)) + \cdots + (f(x_{n-1}) + f(x_n))] \\ &= \frac{\Delta x}{2} [f(x_0) + 2f(x_1) + 2f(x_2) + \cdots + 2f(x_{n-1}) + f(x_n)] \end{aligned}$$



**FIGURE 2**  
Trapezoidal approximation



**FIGURE 3**



**FIGURE 4**

$$\int_a^b f(x) dx = \text{approximation} + \text{error}$$

### TRAPEZOIDAL RULE

$$\int_a^b f(x) dx \approx T_n = \frac{\Delta x}{2} [f(x_0) + 2f(x_1) + 2f(x_2) + \cdots + 2f(x_{n-1}) + f(x_n)]$$

where  $\Delta x = (b - a)/n$  and  $x_i = a + i \Delta x$ .

The reason for the name Trapezoidal Rule can be seen from Figure 2, which illustrates the case  $f(x) \geq 0$ . The area of the trapezoid that lies above the  $i$ th subinterval is

$$\Delta x \left( \frac{f(x_{i-1}) + f(x_i)}{2} \right) = \frac{\Delta x}{2} [f(x_{i-1}) + f(x_i)]$$

and if we add the areas of all these trapezoids, we get the right side of the Trapezoidal Rule.

**EXAMPLE 1** Use (a) the Trapezoidal Rule and (b) the Midpoint Rule with  $n = 5$  to approximate the integral  $\int_1^2 (1/x) dx$ .

#### SOLUTION

(a) With  $n = 5$ ,  $a = 1$ , and  $b = 2$ , we have  $\Delta x = (2 - 1)/5 = 0.2$ , and so the Trapezoidal Rule gives

$$\begin{aligned} \int_1^2 \frac{1}{x} dx &\approx T_5 = \frac{0.2}{2} [f(1) + 2f(1.2) + 2f(1.4) + 2f(1.6) + 2f(1.8) + f(2)] \\ &= 0.1 \left( \frac{1}{1} + \frac{2}{1.2} + \frac{2}{1.4} + \frac{2}{1.6} + \frac{2}{1.8} + \frac{1}{2} \right) \\ &\approx 0.695635 \end{aligned}$$

This approximation is illustrated in Figure 3.

(b) The midpoints of the five subintervals are 1.1, 1.3, 1.5, 1.7, and 1.9, so the Midpoint Rule gives

$$\begin{aligned} \int_1^2 \frac{1}{x} dx &\approx \Delta x [f(1.1) + f(1.3) + f(1.5) + f(1.7) + f(1.9)] \\ &= \frac{1}{5} \left( \frac{1}{1.1} + \frac{1}{1.3} + \frac{1}{1.5} + \frac{1}{1.7} + \frac{1}{1.9} \right) \\ &\approx 0.691908 \end{aligned}$$

This approximation is illustrated in Figure 4. □

In Example 1 we deliberately chose an integral whose value can be computed explicitly so that we can see how accurate the Trapezoidal and Midpoint Rules are. By the Fundamental Theorem of Calculus,

$$\int_1^2 \frac{1}{x} dx = \ln x \Big|_1^2 = \ln 2 = 0.693147 \dots$$

The **error** in using an approximation is defined to be the amount that needs to be added to the approximation to make it exact. From the values in Example 1 we see that the errors in the Trapezoidal and Midpoint Rule approximations for  $n = 5$  are

$$E_T \approx -0.002488 \quad \text{and} \quad E_M \approx 0.001239$$

In general, we have

$$E_T = \int_a^b f(x) dx - T_n \quad \text{and} \quad E_M = \int_a^b f(x) dx - M_n$$

**TEC** Module 5.2/7.7 allows you to compare approximation methods.

The following tables show the results of calculations similar to those in Example 1, but for  $n = 5, 10,$  and  $20$  and for the left and right endpoint approximations as well as the Trapezoidal and Midpoint Rules.

Approximations to  $\int_1^2 \frac{1}{x} dx$

$n$	$L_n$	$R_n$	$T_n$	$M_n$
5	0.745635	0.645635	0.695635	0.691908
10	0.718771	0.668771	0.693771	0.692835
20	0.705803	0.680803	0.693303	0.693069

Corresponding errors

$n$	$E_L$	$E_R$	$E_T$	$E_M$
5	-0.052488	0.047512	-0.002488	0.001239
10	-0.025624	0.024376	-0.000624	0.000312
20	-0.012656	0.012344	-0.000156	0.000078

We can make several observations from these tables:

1. In all of the methods we get more accurate approximations when we increase the value of  $n$ . (But very large values of  $n$  result in so many arithmetic operations that we have to beware of accumulated round-off error.)
2. The errors in the left and right endpoint approximations are opposite in sign and appear to decrease by a factor of about 2 when we double the value of  $n$ .
3. The Trapezoidal and Midpoint Rules are much more accurate than the endpoint approximations.
4. The errors in the Trapezoidal and Midpoint Rules are opposite in sign and appear to decrease by a factor of about 4 when we double the value of  $n$ .
5. The size of the error in the Midpoint Rule is about half the size of the error in the Trapezoidal Rule.

■ It turns out that these observations are true in most cases.

Figure 5 shows why we can usually expect the Midpoint Rule to be more accurate than the Trapezoidal Rule. The area of a typical rectangle in the Midpoint Rule is the same as the area of the trapezoid  $ABCD$  whose upper side is tangent to the graph at  $P$ . The area of this trapezoid is closer to the area under the graph than is the area of the trapezoid  $AQRD$  used in the Trapezoidal Rule. [The midpoint error (shaded red) is smaller than the trapezoidal error (shaded blue).]

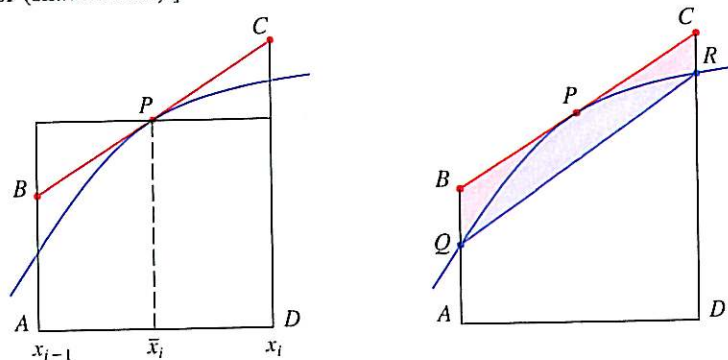


FIGURE 5

These observations are corroborated in the following error estimates, which are proved in books on numerical analysis. Notice that Observation 4 corresponds to the  $n^2$  in each denominator because  $(2n)^2 = 4n^2$ . The fact that the estimates depend on the size of the second derivative is not surprising if you look at Figure 5, because  $f''(x)$  measures how much the graph is curved. [Recall that  $f''(x)$  measures how fast the slope of  $y = f(x)$  changes.]

**3 ERROR BOUNDS** Suppose  $|f''(x)| \leq K$  for  $a \leq x \leq b$ . If  $E_T$  and  $E_M$  are the errors in the Trapezoidal and Midpoint Rules, then

$$|E_T| \leq \frac{K(b-a)^3}{12n^2} \quad \text{and} \quad |E_M| \leq \frac{K(b-a)^3}{24n^2}$$

Let's apply this error estimate to the Trapezoidal Rule approximation in Example 1. If  $f(x) = 1/x$ , then  $f'(x) = -1/x^2$  and  $f''(x) = 2/x^3$ . Since  $1 \leq x \leq 2$ , we have  $1/x \leq 1$ , so

$$|f''(x)| = \left| \frac{2}{x^3} \right| \leq \frac{2}{1^3} = 2$$

Therefore, taking  $K = 2$ ,  $a = 1$ ,  $b = 2$ , and  $n = 5$  in the error estimate (3), we see that

$$|E_T| \leq \frac{2(2-1)^3}{12(5)^2} = \frac{1}{150} \approx 0.006667$$

Comparing this error estimate of 0.006667 with the actual error of about 0.002488, we see that it can happen that the actual error is substantially less than the upper bound for the error given by (3).

**EXAMPLE 2** How large should we take  $n$  in order to guarantee that the Trapezoidal and Midpoint Rule approximations for  $\int_1^2 (1/x) dx$  are accurate to within 0.0001?

**SOLUTION** We saw in the preceding calculation that  $|f''(x)| \leq 2$  for  $1 \leq x \leq 2$ , so we can take  $K = 2$ ,  $a = 1$ , and  $b = 2$  in (3). Accuracy to within 0.0001 means that the size of the error should be less than 0.0001. Therefore we choose  $n$  so that

$$\frac{2(1)^3}{12n^2} < 0.0001$$

Solving the inequality for  $n$ , we get

$$n^2 > \frac{2}{12(0.0001)}$$

or

$$n > \frac{1}{\sqrt{0.0006}} \approx 40.8$$

Thus  $n = 41$  will ensure the desired accuracy.

■  $K$  can be any number larger than all the values of  $|f''(x)|$ , but smaller values of  $K$  give better error bounds.

■ It's quite possible that a lower value for  $n$  would suffice, but 41 is the smallest value for which the error bound formula can guarantee us accuracy to within 0.0001.



For the same accuracy with the Midpoint Rule we choose  $n$  so that

$$\frac{2(1)^3}{24n^2} < 0.0001$$

which gives 
$$n > \frac{1}{\sqrt{0.0012}} \approx 29$$

□

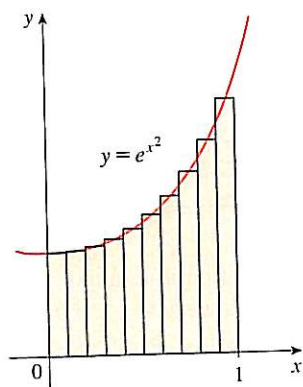


FIGURE 6

**EXAMPLE 3**

- (a) Use the Midpoint Rule with  $n = 10$  to approximate the integral  $\int_0^1 e^{x^2} dx$ .
- (b) Give an upper bound for the error involved in this approximation.

**SOLUTION**

(a) Since  $a = 0$ ,  $b = 1$ , and  $n = 10$ , the Midpoint Rule gives

$$\begin{aligned} \int_0^1 e^{x^2} dx &\approx \Delta x [f(0.05) + f(0.15) + \cdots + f(0.85) + f(0.95)] \\ &= 0.1[e^{0.0025} + e^{0.0225} + e^{0.0625} + e^{0.1225} + e^{0.2025} + e^{0.3025} \\ &\quad + e^{0.4225} + e^{0.5625} + e^{0.7225} + e^{0.9025}] \\ &\approx 1.460393 \end{aligned}$$

Figure 6 illustrates this approximation.

(b) Since  $f(x) = e^{x^2}$ , we have  $f'(x) = 2xe^{x^2}$  and  $f''(x) = (2 + 4x^2)e^{x^2}$ . Also, since  $0 \leq x \leq 1$ , we have  $x^2 \leq 1$  and so

$$0 \leq f''(x) = (2 + 4x^2)e^{x^2} \leq 6e$$

Taking  $K = 6e$ ,  $a = 0$ ,  $b = 1$ , and  $n = 10$  in the error estimate (3), we see that an upper bound for the error is

$$\frac{6e(1)^3}{24(10)^2} = \frac{e}{400} \approx 0.007$$

□

■ Error estimates give upper bounds for the error. They are theoretical, worst-case scenarios. The actual error in this case turns out to be about 0.0023.

**SIMPSON'S RULE**

Another rule for approximate integration results from using parabolas instead of straight line segments to approximate a curve. As before, we divide  $[a, b]$  into  $n$  subintervals of equal length  $h = \Delta x = (b - a)/n$ , but this time we assume that  $n$  is an even number. Then on each consecutive pair of intervals we approximate the curve  $y = f(x) \geq 0$  by a parabola as shown in Figure 7. If  $y_i = f(x_i)$ , then  $P_i(x_i, y_i)$  is the point on the curve lying above  $x_i$ . A typical parabola passes through three consecutive points  $P_i, P_{i+1}$ , and  $P_{i+2}$ .

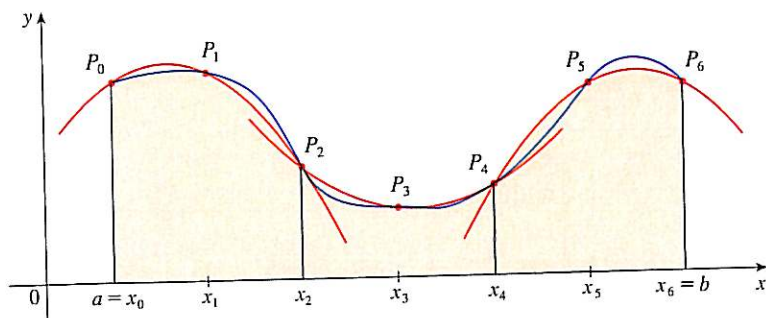


FIGURE 7

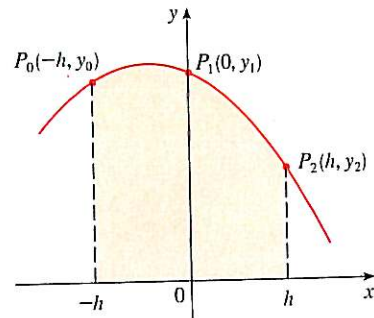


FIGURE 8

To simplify our calculations, we first consider the case where  $x_0 = -h$ ,  $x_1 = 0$ , and  $x_2 = h$ . (See Figure 8.) We know that the equation of the parabola through  $P_0$ ,  $P_1$ , and  $P_2$  is of the form  $y = Ax^2 + Bx + C$  and so the area under the parabola from  $x = -h$  to  $x = h$  is

Here we have used Theorem 5.5.7.  
Notice that  $Ax^2 + C$  is even and  $Bx$  is odd.

$$\begin{aligned}\int_{-h}^h (Ax^2 + Bx + C) dx &= 2 \int_0^h (Ax^2 + C) dx \\ &= 2 \left[ A \frac{x^3}{3} + Cx \right]_0^h \\ &= 2 \left( A \frac{h^3}{3} + Ch \right) = \frac{h}{3} (2Ah^2 + 6C)\end{aligned}$$

But, since the parabola passes through  $P_0(-h, y_0)$ ,  $P_1(0, y_1)$ , and  $P_2(h, y_2)$ , we have

$$\begin{aligned}y_0 &= A(-h)^2 + B(-h) + C = Ah^2 - Bh + C \\ y_1 &= C \\ y_2 &= Ah^2 + Bh + C\end{aligned}$$

and therefore

$$y_0 + 4y_1 + y_2 = 2Ah^2 + 6C$$

Thus we can rewrite the area under the parabola as

$$\frac{h}{3} (y_0 + 4y_1 + y_2)$$

Now, by shifting this parabola horizontally we do not change the area under it. This means that the area under the parabola through  $P_0$ ,  $P_1$ , and  $P_2$  from  $x = x_0$  to  $x = x_2$  in Figure 7 is still

$$\frac{h}{3} (y_0 + 4y_1 + y_2)$$

Similarly, the area under the parabola through  $P_2$ ,  $P_3$ , and  $P_4$  from  $x = x_2$  to  $x = x_4$  is

$$\frac{h}{3} (y_2 + 4y_3 + y_4)$$

If we compute the areas under all the parabolas in this manner and add the results, we get

$$\begin{aligned}\int_a^b f(x) dx &\approx \frac{h}{3} (y_0 + 4y_1 + y_2) + \frac{h}{3} (y_2 + 4y_3 + y_4) + \cdots + \frac{h}{3} (y_{n-2} + 4y_{n-1} + y_n) \\ &= \frac{h}{3} (y_0 + 4y_1 + 2y_2 + 4y_3 + 2y_4 + \cdots + 2y_{n-2} + 4y_{n-1} + y_n)\end{aligned}$$

Although we have derived this approximation for the case in which  $f(x) \geq 0$ , it is a reasonable approximation for any continuous function  $f$  and is called Simpson's Rule after the English mathematician Thomas Simpson (1710–1761). Note the pattern of coefficients: 1, 4, 2, 4, 2, 4, 2, ..., 4, 2, 4, 1.

**SIMPSON**

Thomas Simpson was a weaver who taught himself mathematics and went on to become one of the best English mathematicians of the 18th century. What we call Simpson's Rule was actually known to Cavalieri and Gregory in the 17th century, but Simpson popularized it in his best-selling calculus textbook, *A New Treatise of Fluxions*.

**SIMPSON'S RULE**

$$\int_a^b f(x) dx \approx S_n = \frac{\Delta x}{3} [f(x_0) + 4f(x_1) + 2f(x_2) + 4f(x_3) + \cdots + 2f(x_{n-2}) + 4f(x_{n-1}) + f(x_n)]$$

where  $n$  is even and  $\Delta x = (b - a)/n$ .

**EXAMPLE 4** Use Simpson's Rule with  $n = 10$  to approximate  $\int_1^2 (1/x) dx$ .

**SOLUTION** Putting  $f(x) = 1/x$ ,  $n = 10$ , and  $\Delta x = 0.1$  in Simpson's Rule, we obtain

$$\begin{aligned} \int_1^2 \frac{1}{x} dx &\approx S_{10} \\ &= \frac{\Delta x}{3} [f(1) + 4f(1.1) + 2f(1.2) + 4f(1.3) + \cdots + 2f(1.8) + 4f(1.9) + f(2)] \\ &= \frac{0.1}{3} \left( \frac{1}{1} + \frac{4}{1.1} + \frac{2}{1.2} + \frac{4}{1.3} + \frac{2}{1.4} + \frac{4}{1.5} + \frac{2}{1.6} + \frac{4}{1.7} + \frac{2}{1.8} + \frac{4}{1.9} + \frac{1}{2} \right) \\ &\approx 0.693150 \end{aligned} \quad \square$$

Notice that, in Example 4, Simpson's Rule gives us a *much* better approximation ( $S_{10} \approx 0.693150$ ) to the true value of the integral ( $\ln 2 \approx 0.693147\dots$ ) than does the Trapezoidal Rule ( $T_{10} \approx 0.693771$ ) or the Midpoint Rule ( $M_{10} \approx 0.692835$ ). It turns out (see Exercise 48) that the approximations in Simpson's Rule are weighted averages of those in the Trapezoidal and Midpoint Rules:

$$S_{2n} = \frac{1}{3}T_n + \frac{2}{3}M_n$$

(Recall that  $E_T$  and  $E_M$  usually have opposite signs and  $|E_M|$  is about half the size of  $|E_T|$ .)

In many applications of calculus we need to evaluate an integral even if no explicit formula is known for  $y$  as a function of  $x$ . A function may be given graphically or as a table of values of collected data. If there is evidence that the values are not changing rapidly, then the Trapezoidal Rule or Simpson's Rule can still be used to find an approximate value for  $\int_a^b y dx$ , the integral of  $y$  with respect to  $x$ .

**EXAMPLE 5** Figure 9 shows data traffic on the link from the United States to SWITCH, the Swiss academic and research network, on February 10, 1998.  $D(t)$  is the data throughput, measured in megabits per second (Mb/s). Use Simpson's Rule to estimate the total amount of data transmitted on the link up to noon on that day.

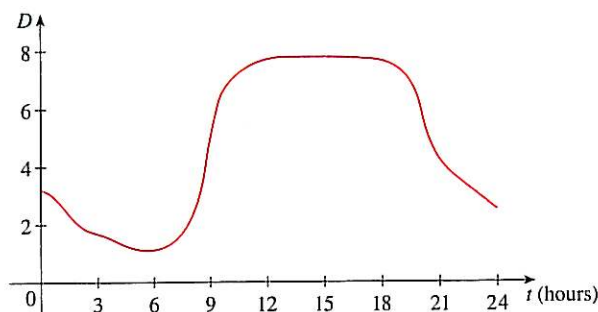


FIGURE 9

**SOLUTION** Because we want the units to be consistent and  $D(t)$  is measured in megabits per second, we convert the units for  $t$  from hours to seconds. If we let  $A(t)$  be the amount of data (in megabits) transmitted by time  $t$ , where  $t$  is measured in seconds, then  $A'(t) = D(t)$ . So, by the Net Change Theorem (see Section 5.4), the total amount of data transmitted by noon (when  $t = 12 \times 60^2 = 43,200$ ) is

$$A(43,200) = \int_0^{43,200} D(t) dt$$

We estimate the values of  $D(t)$  at hourly intervals from the graph and compile them in the table.

$t$ (hours)	$t$ (seconds)	$D(t)$	$t$ (hours)	$t$ (seconds)	$D(t)$
0	0	3.2	7	25,200	1.3
1	3,600	2.7	8	28,800	2.8
2	7,200	1.9	9	32,400	5.7
3	10,800	1.7	10	36,000	7.1
4	14,400	1.3	11	39,600	7.7
5	18,000	1.0	12	43,200	7.9
6	21,600	1.1			

Then we use Simpson's Rule with  $n = 12$  and  $\Delta t = 3600$  to estimate the integral:

$$\begin{aligned} \int_0^{43,200} A(t) dt &\approx \frac{\Delta t}{3} [D(0) + 4D(3600) + 2D(7200) + \cdots + 4D(39,600) + D(43,200)] \\ &\approx \frac{3600}{3} [3.2 + 4(2.7) + 2(1.9) + 4(1.7) + 2(1.3) + 4(1.0) \\ &\quad + 2(1.1) + 4(1.3) + 2(2.8) + 4(5.7) + 2(7.1) + 4(7.7) + 7.9] \\ &= 143,880 \end{aligned}$$

Thus the total amount of data transmitted up to noon is about 144,000 megabits, or 144 gigabits.  $\square$

$n$	$M_n$	$S_n$
4	0.69121989	0.69315453
8	0.69266055	0.69314765
16	0.69302521	0.69314721

$n$	$E_M$	$E_S$
4	0.00192729	-0.00000735
8	0.00048663	-0.00000047
16	0.00012197	-0.00000003

The table in the margin shows how Simpson's Rule compares with the Midpoint Rule for the integral  $\int_1^2 (1/x) dx$ , whose true value is about 0.69314718. The second table shows how the error  $E_S$  in Simpson's Rule decreases by a factor of about 16 when  $n$  is doubled. (In Exercises 27 and 28 you are asked to verify this for two additional integrals.) That is consistent with the appearance of  $n^4$  in the denominator of the following error estimate for Simpson's Rule. It is similar to the estimates given in (3) for the Trapezoidal and Midpoint Rules, but it uses the fourth derivative of  $f$ .

**[4] ERROR BOUND FOR SIMPSON'S RULE** Suppose that  $|f^{(4)}(x)| \leq K$  for  $a \leq x \leq b$ . If  $E_S$  is the error involved in using Simpson's Rule, then

$$|E_S| \leq \frac{K(b-a)^5}{180n^4}$$

**EXAMPLE 6** How large should we take  $n$  in order to guarantee that the Simpson's Rule approximation for  $\int_1^2 (1/x) dx$  is accurate to within 0.0001?

**SOLUTION** If  $f(x) = 1/x$ , then  $f^{(4)}(x) = 24/x^5$ . Since  $x \geq 1$ , we have  $1/x \leq 1$  and so

$$|f^{(4)}(x)| = \left| \frac{24}{x^5} \right| \leq 24$$

Therefore we can take  $K = 24$  in (4). Thus, for an error less than 0.0001, we should choose  $n$  so that

$$\frac{24(1)^5}{180n^4} < 0.0001$$

This gives

$$n^4 > \frac{24}{180(0.0001)}$$

or

$$n > \sqrt[4]{0.00075} \approx 6.04$$

Therefore  $n = 8$  ( $n$  must be even) gives the desired accuracy. (Compare this with Example 2, where we obtained  $n = 41$  for the Trapezoidal Rule and  $n = 29$  for the Midpoint Rule.) □

**EXAMPLE 7**

- (a) Use Simpson's Rule with  $n = 10$  to approximate the integral  $\int_0^1 e^{x^2} dx$ .
- (b) Estimate the error involved in this approximation.

**SOLUTION**

- (a) If  $n = 10$ , then  $\Delta x = 0.1$  and Simpson's Rule gives

$$\begin{aligned} \int_0^1 e^{x^2} dx &\approx \frac{\Delta x}{3} [f(0) + 4f(0.1) + 2f(0.2) + \cdots + 2f(0.8) + 4f(0.9) + f(1)] \\ &= \frac{0.1}{3} [e^0 + 4e^{0.01} + 2e^{0.04} + 4e^{0.09} + 2e^{0.16} + 4e^{0.25} + 2e^{0.36} \\ &\quad + 4e^{0.49} + 2e^{0.64} + 4e^{0.81} + e^1] \\ &\approx 1.462681 \end{aligned}$$

- (b) The fourth derivative of  $f(x) = e^{x^2}$  is

$$f^{(4)}(x) = (12 + 48x^2 + 16x^4)e^{x^2}$$

and so, since  $0 \leq x \leq 1$ , we have

$$0 \leq f^{(4)}(x) \leq (12 + 48 + 16)e^1 = 76e$$

Therefore, putting  $K = 76e$ ,  $a = 0$ ,  $b = 1$ , and  $n = 10$  in (4), we see that the error is at most

$$\frac{76e(1)^5}{180(10)^4} \approx 0.000115$$

(Compare this with Example 3.) Thus, correct to three decimal places, we have

$$\int_0^1 e^{x^2} dx \approx 1.463$$
□

■ Many calculators and computer algebra systems have a built-in algorithm that computes an approximation of a definite integral. Some of these machines use Simpson's Rule; others use more sophisticated techniques such as *adaptive* numerical integration. This means that if a function fluctuates much more on a certain part of the interval than it does elsewhere, then that part gets divided into more subintervals. This strategy reduces the number of calculations required to achieve a prescribed accuracy.

■ Figure 10 illustrates the calculation in Example 7. Notice that the parabolic arcs are so close to the graph of  $y = e^{x^2}$  that they are practically indistinguishable from it.

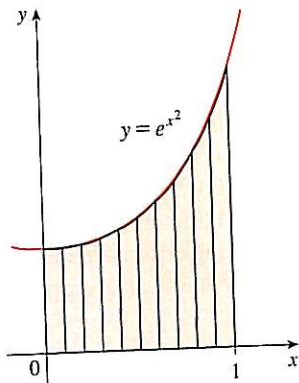
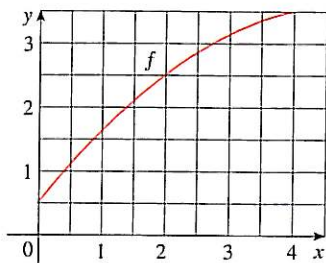


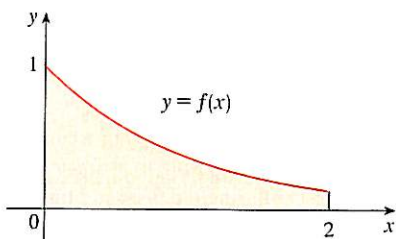
FIGURE 10

## 7.7 EXERCISES

1. Let  $I = \int_0^4 f(x) dx$ , where  $f$  is the function whose graph is shown.
- Use the graph to find  $L_2$ ,  $R_2$ , and  $M_2$ .
  - Are these underestimates or overestimates of  $I$ ?
  - Use the graph to find  $T_2$ . How does it compare with  $I$ ?
  - For any value of  $n$ , list the numbers  $L_n$ ,  $R_n$ ,  $M_n$ ,  $T_n$ , and  $I$  in increasing order.



2. The left, right, Trapezoidal, and Midpoint Rule approximations were used to estimate  $\int_0^2 f(x) dx$ , where  $f$  is the function whose graph is shown. The estimates were 0.7811, 0.8675, 0.8632, and 0.9540, and the same number of subintervals were used in each case.
- Which rule produced which estimate?
  - Between which two approximations does the true value of  $\int_0^2 f(x) dx$  lie?



3. Estimate  $\int_0^1 \cos(x^2) dx$  using (a) the Trapezoidal Rule and (b) the Midpoint Rule, each with  $n = 4$ . From a graph of the integrand, decide whether your answers are underestimates or overestimates. What can you conclude about the true value of the integral?
4. Draw the graph of  $f(x) = \sin(\frac{1}{2}x^2)$  in the viewing rectangle  $[0, 1]$  by  $[0, 0.5]$  and let  $I = \int_0^1 f(x) dx$ .
- Use the graph to decide whether  $L_2$ ,  $R_2$ ,  $M_2$ , and  $T_2$  underestimate or overestimate  $I$ .
  - For any value of  $n$ , list the numbers  $L_n$ ,  $R_n$ ,  $M_n$ ,  $T_n$ , and  $I$  in increasing order.
  - Compute  $L_5$ ,  $R_5$ ,  $M_5$ , and  $T_5$ . From the graph, which do you think gives the best estimate of  $I$ ?

5-6 Use (a) the Midpoint Rule and (b) Simpson's Rule to approximate the given integral with the specified value of  $n$ .

(Round your answers to six decimal places.) Compare your results to the actual value to determine the error in each approximation.

5.  $\int_0^\pi x^2 \sin x dx$ ,  $n = 8$       6.  $\int_0^1 e^{-\sqrt{x}} dx$ ,  $n = 6$

7-18 Use (a) the Trapezoidal Rule, (b) the Midpoint Rule, and (c) Simpson's Rule to approximate the given integral with the specified value of  $n$ . (Round your answers to six decimal places.)

7.  $\int_0^2 \sqrt{1+x^2} dx$ ,  $n = 8$       8.  $\int_0^{1/2} \sin(x^2) dx$ ,  $n = 4$

9.  $\int_1^2 \frac{\ln x}{1+x} dx$ ,  $n = 10$       10.  $\int_0^3 \frac{dt}{1+t^2+t^4}$ ,  $n = 6$

11.  $\int_0^{1/2} \sin(e^{t/2}) dt$ ,  $n = 8$       12.  $\int_0^4 \sqrt{1+\sqrt{x}} dx$ ,  $n = 8$

13.  $\int_0^4 e^{\sqrt{t}} \sin t dt$ ,  $n = 8$       14.  $\int_0^1 \sqrt{z} e^{-z} dz$ ,  $n = 10$

15.  $\int_1^5 \frac{\cos x}{x} dx$ ,  $n = 8$       16.  $\int_4^6 \ln(x^3 + 2) dx$ ,  $n = 10$

17.  $\int_0^3 \frac{1}{1+y^5} dy$ ,  $n = 6$       18.  $\int_0^4 \cos \sqrt{x} dx$ ,  $n = 10$

19. (a) Find the approximations  $T_8$  and  $M_8$  for the integral  $\int_0^1 \cos(x^2) dx$ .  
 (b) Estimate the errors in the approximations of part (a).  
 (c) How large do we have to choose  $n$  so that the approximations  $T_n$  and  $M_n$  to the integral in part (a) are accurate to within 0.0001?
20. (a) Find the approximations  $T_{10}$  and  $M_{10}$  for  $\int_1^2 e^{1/x} dx$ .  
 (b) Estimate the errors in the approximations of part (a).  
 (c) How large do we have to choose  $n$  so that the approximations  $T_n$  and  $M_n$  to the integral in part (a) are accurate to within 0.0001?
21. (a) Find the approximations  $T_{10}$ ,  $M_{10}$ , and  $S_{10}$  for  $\int_0^\pi \sin x dx$  and the corresponding errors  $E_T$ ,  $E_M$ , and  $E_S$ .  
 (b) Compare the actual errors in part (a) with the error estimates given by (3) and (4).  
 (c) How large do we have to choose  $n$  so that the approximations  $T_n$ ,  $M_n$ , and  $S_n$  to the integral in part (a) are accurate to within 0.00001?
22. How large should  $n$  be to guarantee that the Simpson's Rule approximation to  $\int_0^1 e^{x^2} dx$  is accurate to within 0.00001?
- CAS 23. The trouble with the error estimates is that it is often very difficult to compute four derivatives and obtain a good upper bound  $K$  for  $|f^{(4)}(x)|$  by hand. But computer algebra systems

have no problem computing  $f^{(4)}$  and graphing it, so we can easily find a value for  $K$  from a machine graph. This exercise deals with approximations to the integral  $I = \int_0^{2\pi} f(x) dx$ , where  $f(x) = e^{\cos x}$ .

- Use a graph to get a good upper bound for  $|f''(x)|$ .
- Use  $M_{10}$  to approximate  $I$ .
- Use part (a) to estimate the error in part (b).
- Use the built-in numerical integration capability of your CAS to approximate  $I$ .
- How does the actual error compare with the error estimate in part (c)?
- Use a graph to get a good upper bound for  $|f^{(4)}(x)|$ .
- Use  $S_{10}$  to approximate  $I$ .
- Use part (f) to estimate the error in part (g).
- How does the actual error compare with the error estimate in part (h)?
- How large should  $n$  be to guarantee that the size of the error in using  $S_n$  is less than 0.0001?

**CAS 24.** Repeat Exercise 23 for the integral  $\int_{-1}^1 \sqrt{4-x^3} dx$ .

**25–26** Find the approximations  $L_n$ ,  $R_n$ ,  $T_n$ , and  $M_n$  for  $n = 5$ , 10, and 20. Then compute the corresponding errors  $E_L$ ,  $E_R$ ,  $E_T$ , and  $E_M$ . (Round your answers to six decimal places. You may wish to use the sum command on a computer algebra system.) What observations can you make? In particular, what happens to the errors when  $n$  is doubled?

25.  $\int_0^1 xe^x dx$

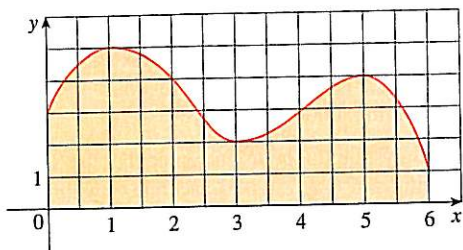
26.  $\int_1^2 \frac{1}{x^2} dx$

**27–28** Find the approximations  $T_n$ ,  $M_n$ , and  $S_n$  for  $n = 6$  and 12. Then compute the corresponding errors  $E_T$ ,  $E_M$ , and  $E_S$ . (Round your answers to six decimal places. You may wish to use the sum command on a computer algebra system.) What observations can you make? In particular, what happens to the errors when  $n$  is doubled?

27.  $\int_0^2 x^4 dx$

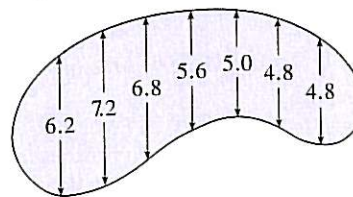
28.  $\int_1^4 \frac{1}{\sqrt{x}} dx$

29. Estimate the area under the graph in the figure by using (a) the Trapezoidal Rule, (b) the Midpoint Rule, and (c) Simpson's Rule, each with  $n = 6$ .



30. The widths (in meters) of a kidney-shaped swimming pool were measured at 2-meter intervals as indicated in the

figure. Use Simpson's Rule to estimate the area of the pool.



31. (a) Use the Midpoint Rule and the given data to estimate the value of the integral  $\int_0^{3.2} f(x) dx$ .

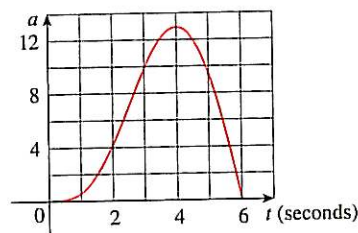
$x$	$f(x)$	$x$	$f(x)$
0.0	6.8	2.0	7.6
0.4	6.5	2.4	8.4
0.8	6.3	2.8	8.8
1.2	6.4	3.2	9.0
1.6	6.9		

- (b) If it is known that  $-4 \leq f''(x) \leq 1$  for all  $x$ , estimate the error involved in the approximation in part (a).

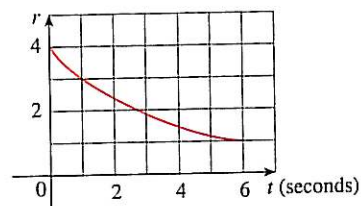
32. A radar gun was used to record the speed of a runner during the first 5 seconds of a race (see the table). Use Simpson's Rule to estimate the distance the runner covered during those 5 seconds.

$t$ (s)	$v$ (m/s)	$t$ (s)	$v$ (m/s)
0	0	3.0	10.51
0.5	4.67	3.5	10.67
1.0	7.34	4.0	10.76
1.5	8.86	4.5	10.81
2.0	9.73	5.0	10.81
2.5	10.22		

33. The graph of the acceleration  $a(t)$  of a car measured in  $\text{ft/s}^2$  is shown. Use Simpson's Rule to estimate the increase in the velocity of the car during the 6-second time interval.



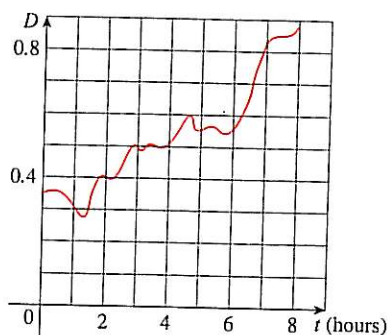
34. Water leaked from a tank at a rate of  $r(t)$  liters per hour, where the graph of  $r$  is as shown. Use Simpson's Rule to estimate the total amount of water that leaked out during the first 6 hours.



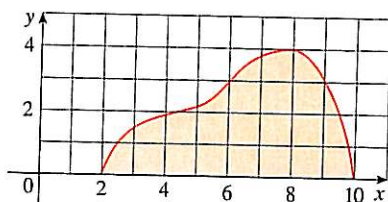
35. The table (supplied by San Diego Gas and Electric) gives the power consumption  $P$  in megawatts in San Diego County from midnight to 6:00 AM on December 8, 1999. Use Simpson's Rule to estimate the energy used during that time period. (Use the fact that power is the derivative of energy.)

$t$	$P$	$t$	$P$
0:00	1814	3:30	1611
0:30	1735	4:00	1621
1:00	1686	4:30	1666
1:30	1646	5:00	1745
2:00	1637	5:30	1886
2:30	1609	6:00	2052
3:00	1604		

36. Shown is the graph of traffic on an Internet service provider's T1 data line from midnight to 8:00 AM.  $D$  is the data throughput, measured in megabits per second. Use Simpson's Rule to estimate the total amount of data transmitted during that time period.



37. If the region shown in the figure is rotated about the  $y$ -axis to form a solid, use Simpson's Rule with  $n = 8$  to estimate the volume of the solid.



38. The table shows values of a force function  $f(x)$ , where  $x$  is measured in meters and  $f(x)$  in newtons. Use Simpson's Rule to estimate the work done by the force in moving an object a distance of 18 m.

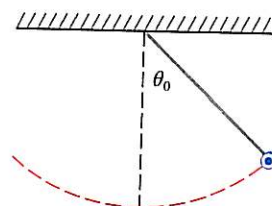
$x$	0	3	6	9	12	15	18
$f(x)$	9.8	9.1	8.5	8.0	7.7	7.5	7.4

39. The region bounded by the curves  $y = e^{-1/x}$ ,  $y = 0$ ,  $x = 1$ , and  $x = 5$  is rotated about the  $x$ -axis. Use Simpson's Rule with  $n = 8$  to estimate the volume of the resulting solid.

- CAS 40. The figure shows a pendulum with length  $L$  that makes a maximum angle  $\theta_0$  with the vertical. Using Newton's Second Law, it can be shown that the period  $T$  (the time for one complete swing) is given by

$$T = 4 \sqrt{\frac{L}{g}} \int_0^{\pi/2} \frac{dx}{\sqrt{1 - k^2 \sin^2 x}}$$

where  $k = \sin(\frac{1}{2}\theta_0)$  and  $g$  is the acceleration due to gravity. If  $L = 1$  m and  $\theta_0 = 42^\circ$ , use Simpson's Rule with  $n = 10$  to find the period.



41. The intensity of light with wavelength  $\lambda$  traveling through a diffraction grating with  $N$  slits at an angle  $\theta$  is given by  $I(\theta) = N^2 \sin^2 k/k^2$ , where  $k = (\pi N d \sin \theta)/\lambda$  and  $d$  is the distance between adjacent slits. A helium-neon laser with wavelength  $\lambda = 632.8 \times 10^{-9}$  m is emitting a narrow band of light, given by  $-10^{-6} < \theta < 10^{-6}$ , through a grating with 10,000 slits spaced  $10^{-4}$  m apart. Use the Midpoint Rule with  $n = 10$  to estimate the total light intensity  $\int_{-10^{-6}}^{10^{-6}} I(\theta) d\theta$  emerging from the grating.

42. Use the Trapezoidal Rule with  $n = 10$  to approximate  $\int_0^{20} \cos(\pi x) dx$ . Compare your result to the actual value. Can you explain the discrepancy?

43. Sketch the graph of a continuous function on  $[0, 2]$  for which the Trapezoidal Rule with  $n = 2$  is more accurate than the Midpoint Rule.

44. Sketch the graph of a continuous function on  $[0, 2]$  for which the right endpoint approximation with  $n = 2$  is more accurate than Simpson's Rule.

45. If  $f$  is a positive function and  $f''(x) < 0$  for  $a \leq x \leq b$ , show that

$$T_n < \int_a^b f(x) dx < M_n$$

46. Show that if  $f$  is a polynomial of degree 3 or lower, then Simpson's Rule gives the exact value of  $\int_a^b f(x) dx$ .

47. Show that  $\frac{1}{2}(T_n + M_n) = T_{2n}$ .

48. Show that  $\frac{1}{3}T_n + \frac{2}{3}M_n = S_{2n}$ .



## 7.8 IMPROPER INTEGRALS

In defining a definite integral  $\int_a^b f(x) dx$  we dealt with a function  $f$  defined on a finite interval  $[a, b]$  and we assumed that  $f$  does not have an infinite discontinuity (see Section 5.2). In this section we extend the concept of a definite integral to the case where the interval is infinite and also to the case where  $f$  has an infinite discontinuity in  $[a, b]$ . In either case the integral is called an *improper* integral. One of the most important applications of this idea, probability distributions, will be studied in Section 8.5.

## TYPE I: INFINITE INTERVALS

Consider the infinite region  $S$  that lies under the curve  $y = 1/x^2$ , above the  $x$ -axis, and to the right of the line  $x = 1$ . You might think that, since  $S$  is infinite in extent, its area must be infinite, but let's take a closer look. The area of the part of  $S$  that lies to the left of the line  $x = t$  (shaded in Figure 1) is

$$A(t) = \int_1^t \frac{1}{x^2} dx = -\frac{1}{x} \Big|_1^t = 1 - \frac{1}{t}$$

Notice that  $A(t) < 1$  no matter how large  $t$  is chosen.

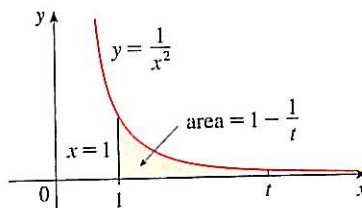


FIGURE 1

We also observe that

$$\lim_{t \rightarrow \infty} A(t) = \lim_{t \rightarrow \infty} \left( 1 - \frac{1}{t} \right) = 1$$

The area of the shaded region approaches 1 as  $t \rightarrow \infty$  (see Figure 2), so we say that the area of the infinite region  $S$  is equal to 1 and we write

$$\int_1^{\infty} \frac{1}{x^2} dx = \lim_{t \rightarrow \infty} \int_1^t \frac{1}{x^2} dx = 1$$

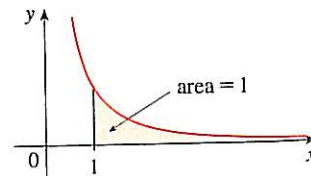
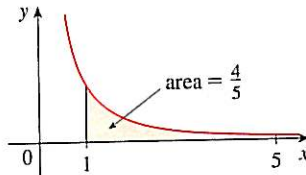
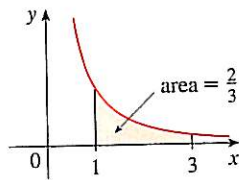
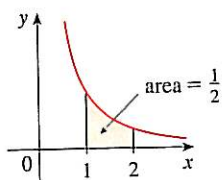


FIGURE 2

Using this example as a guide, we define the integral of  $f$  (not necessarily a positive function) over an infinite interval as the limit of integrals over finite intervals.

**I DEFINITION OF AN IMPROPER INTEGRAL OF TYPE I**

(a) If  $\int_a^t f(x) dx$  exists for every number  $t \geq a$ , then

$$\int_a^{\infty} f(x) dx = \lim_{t \rightarrow \infty} \int_a^t f(x) dx$$

provided this limit exists (as a finite number).

(b) If  $\int_t^b f(x) dx$  exists for every number  $t \leq b$ , then

$$\int_{-\infty}^b f(x) dx = \lim_{t \rightarrow -\infty} \int_t^b f(x) dx$$

provided this limit exists (as a finite number).

The improper integrals  $\int_a^{\infty} f(x) dx$  and  $\int_{-\infty}^b f(x) dx$  are called **convergent** if the corresponding limit exists and **divergent** if the limit does not exist.

(c) If both  $\int_a^{\infty} f(x) dx$  and  $\int_{-\infty}^a f(x) dx$  are convergent, then we define

$$\int_{-\infty}^{\infty} f(x) dx = \int_{-\infty}^a f(x) dx + \int_a^{\infty} f(x) dx$$

In part (c) any real number  $a$  can be used (see Exercise 74).

Any of the improper integrals in Definition 1 can be interpreted as an area provided that  $f$  is a positive function. For instance, in case (a) if  $f(x) \geq 0$  and the integral  $\int_a^{\infty} f(x) dx$  is convergent, then we define the area of the region  $S = \{(x, y) \mid x \geq a, 0 \leq y \leq f(x)\}$  in Figure 3 to be

$$A(S) = \int_a^{\infty} f(x) dx$$

This is appropriate because  $\int_a^{\infty} f(x) dx$  is the limit as  $t \rightarrow \infty$  of the area under the graph of  $f$  from  $a$  to  $t$ .

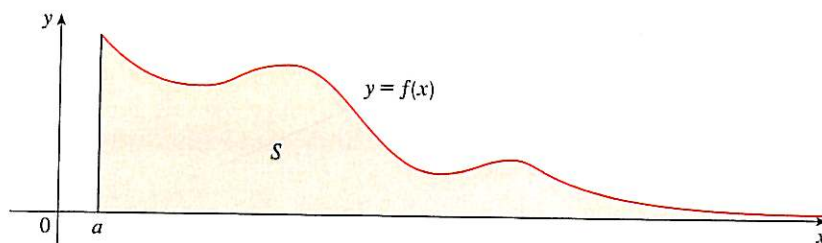


FIGURE 3

**EXAMPLE 1** Determine whether the integral  $\int_1^{\infty} (1/x) dx$  is convergent or divergent.

**SOLUTION** According to part (a) of Definition 1, we have

$$\begin{aligned} \int_1^{\infty} \frac{1}{x} dx &= \lim_{t \rightarrow \infty} \int_1^t \frac{1}{x} dx = \lim_{t \rightarrow \infty} \ln |x| \Big|_1^t \\ &= \lim_{t \rightarrow \infty} (\ln t - \ln 1) = \lim_{t \rightarrow \infty} \ln t = \infty \end{aligned}$$

The limit does not exist as a finite number and so the improper integral  $\int_1^{\infty} (1/x) dx$  is divergent.  $\square$

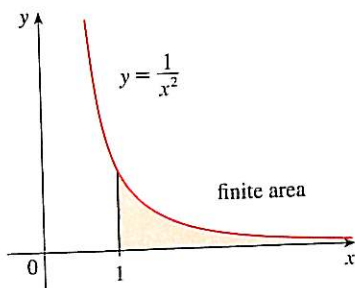


FIGURE 4

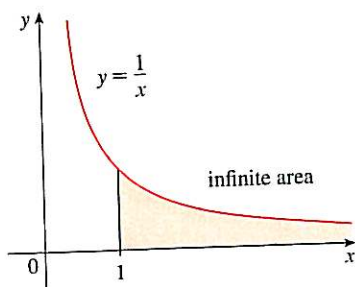


FIGURE 5

**TEC** In Module 7.8 you can investigate visually and numerically whether several improper integrals are convergent or divergent.

Let's compare the result of Example 1 with the example given at the beginning of this section:

$$\int_1^{\infty} \frac{1}{x^2} dx \text{ converges} \quad \int_1^{\infty} \frac{1}{x} dx \text{ diverges}$$

Geometrically, this says that although the curves  $y = 1/x^2$  and  $y = 1/x$  look very similar for  $x > 0$ , the region under  $y = 1/x^2$  to the right of  $x = 1$  (the shaded region in Figure 4) has finite area whereas the corresponding region under  $y = 1/x$  (in Figure 5) has infinite area. Note that both  $1/x^2$  and  $1/x$  approach 0 as  $x \rightarrow \infty$  but  $1/x^2$  approaches 0 faster than  $1/x$ . The values of  $1/x$  don't decrease fast enough for its integral to have a finite value.

**EXAMPLE 2** Evaluate  $\int_{-\infty}^0 xe^x dx$ .

**SOLUTION** Using part (b) of Definition 1, we have

$$\int_{-\infty}^0 xe^x dx = \lim_{t \rightarrow -\infty} \int_t^0 xe^x dx$$

We integrate by parts with  $u = x$ ,  $dv = e^x dx$  so that  $du = dx$ ,  $v = e^x$ :

$$\begin{aligned} \int_t^0 xe^x dx &= xe^x \Big|_t^0 - \int_t^0 e^x dx \\ &= -te^t - 1 + e^t \end{aligned}$$

We know that  $e^t \rightarrow 0$  as  $t \rightarrow -\infty$ , and by l'Hospital's Rule we have

$$\begin{aligned} \lim_{t \rightarrow -\infty} te^t &= \lim_{t \rightarrow -\infty} \frac{t}{e^{-t}} = \lim_{t \rightarrow -\infty} \frac{1}{-e^{-t}} \\ &= \lim_{t \rightarrow -\infty} (-e^t) = 0 \end{aligned}$$

Therefore

$$\begin{aligned} \int_{-\infty}^0 xe^x dx &= \lim_{t \rightarrow -\infty} (-te^t - 1 + e^t) \\ &= -0 - 1 + 0 = -1 \end{aligned}$$

**EXAMPLE 3** Evaluate  $\int_{-\infty}^{\infty} \frac{1}{1+x^2} dx$ .

**SOLUTION** It's convenient to choose  $a = 0$  in Definition 1(c):

$$\int_{-\infty}^{\infty} \frac{1}{1+x^2} dx = \int_{-\infty}^0 \frac{1}{1+x^2} dx + \int_0^{\infty} \frac{1}{1+x^2} dx$$

We must now evaluate the integrals on the right side separately:

$$\begin{aligned} \int_0^{\infty} \frac{1}{1+x^2} dx &= \lim_{t \rightarrow \infty} \int_0^t \frac{dx}{1+x^2} = \lim_{t \rightarrow \infty} \tan^{-1} x \Big|_0^t \\ &= \lim_{t \rightarrow \infty} (\tan^{-1} t - \tan^{-1} 0) = \lim_{t \rightarrow \infty} \tan^{-1} t = \frac{\pi}{2} \end{aligned}$$

$$\begin{aligned}\int_{-\infty}^0 \frac{1}{1+x^2} dx &= \lim_{t \rightarrow -\infty} \int_t^0 \frac{dx}{1+x^2} = \lim_{t \rightarrow -\infty} \tan^{-1} x \Big|_t^0 \\ &= \lim_{t \rightarrow -\infty} (\tan^{-1} 0 - \tan^{-1} t) \\ &= 0 - \left(-\frac{\pi}{2}\right) = \frac{\pi}{2}\end{aligned}$$

Since both of these integrals are convergent, the given integral is convergent and

$$\int_{-\infty}^{\infty} \frac{1}{1+x^2} dx = \frac{\pi}{2} + \frac{\pi}{2} = \pi$$

Since  $1/(1+x^2) > 0$ , the given improper integral can be interpreted as the area of the infinite region that lies under the curve  $y = 1/(1+x^2)$  and above the  $x$ -axis (see Figure 6).

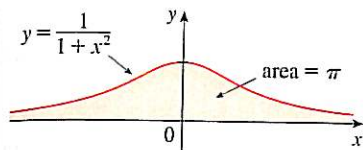


FIGURE 6

**EXAMPLE 4** For what values of  $p$  is the integral

$$\int_1^{\infty} \frac{1}{x^p} dx$$

convergent?

**SOLUTION** We know from Example 1 that if  $p = 1$ , then the integral is divergent, so let's assume that  $p \neq 1$ . Then

$$\begin{aligned}\int_1^{\infty} \frac{1}{x^p} dx &= \lim_{t \rightarrow \infty} \int_1^t x^{-p} dx \\ &= \lim_{t \rightarrow \infty} \left. \frac{x^{-p+1}}{-p+1} \right|_{x=1}^{x=t} \\ &= \lim_{t \rightarrow \infty} \frac{1}{1-p} \left[ \frac{1}{t^{p-1}} - 1 \right]\end{aligned}$$

If  $p > 1$ , then  $p - 1 > 0$ , so as  $t \rightarrow \infty$ ,  $t^{p-1} \rightarrow \infty$  and  $1/t^{p-1} \rightarrow 0$ . Therefore

$$\int_1^{\infty} \frac{1}{x^p} dx = \frac{1}{p-1} \quad \text{if } p > 1$$

and so the integral converges. But if  $p < 1$ , then  $p - 1 < 0$  and so

$$\frac{1}{t^{p-1}} = t^{1-p} \rightarrow \infty \quad \text{as } t \rightarrow \infty$$

and the integral diverges.

We summarize the result of Example 4 for future reference:

$$\boxed{2} \quad \int_1^{\infty} \frac{1}{x^p} dx \text{ is convergent if } p > 1 \text{ and divergent if } p \leq 1.$$

#### TYPE 2: DISCONTINUOUS INTEGRANDS

Suppose that  $f$  is a positive continuous function defined on a finite interval  $[a, b)$  but has a vertical asymptote at  $b$ . Let  $S$  be the unbounded region under the graph of  $f$  and above the  $x$ -axis between  $a$  and  $b$ . (For Type 1 integrals, the regions extended indefinitely in a

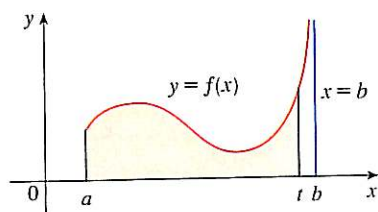


FIGURE 7

horizontal direction. Here the region is infinite in a vertical direction.) The area of the part of  $S$  between  $a$  and  $t$  (the shaded region in Figure 7) is

$$A(t) = \int_a^t f(x) \, dx$$

If it happens that  $A(t)$  approaches a definite number  $A$  as  $t \rightarrow b^-$ , then we say that the area of the region  $S$  is  $A$  and we write

$$\int_a^b f(x) \, dx = \lim_{t \rightarrow b^-} \int_a^t f(x) \, dx$$

We use this equation to define an improper integral of Type 2 even when  $f$  is not a positive function, no matter what type of discontinuity  $f$  has at  $b$ .

Parts (b) and (c) of Definition 3 are illustrated in Figures 8 and 9 for the case where  $f(x) \geq 0$  and  $f$  has vertical asymptotes at  $a$  and  $c$ , respectively.

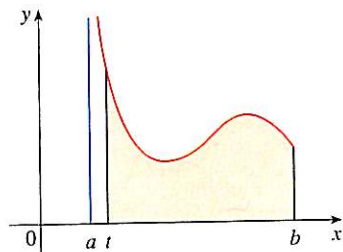


FIGURE 8

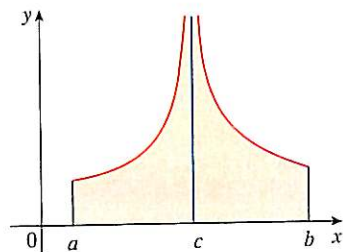


FIGURE 9

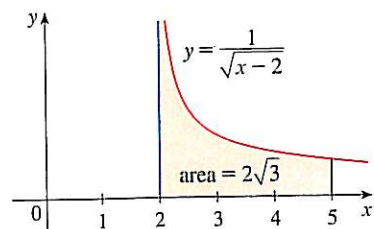


FIGURE 10

### 3 DEFINITION OF AN IMPROPER INTEGRAL OF TYPE 2

(a) If  $f$  is continuous on  $[a, b)$  and is discontinuous at  $b$ , then

$$\int_a^b f(x) \, dx = \lim_{t \rightarrow b^-} \int_a^t f(x) \, dx$$

if this limit exists (as a finite number).

(b) If  $f$  is continuous on  $(a, b]$  and is discontinuous at  $a$ , then

$$\int_a^b f(x) \, dx = \lim_{t \rightarrow a^+} \int_t^b f(x) \, dx$$

if this limit exists (as a finite number).

The improper integral  $\int_a^b f(x) \, dx$  is called **convergent** if the corresponding limit exists and **divergent** if the limit does not exist.

(c) If  $f$  has a discontinuity at  $c$ , where  $a < c < b$ , and both  $\int_a^c f(x) \, dx$  and  $\int_c^b f(x) \, dx$  are convergent, then we define

$$\int_a^b f(x) \, dx = \int_a^c f(x) \, dx + \int_c^b f(x) \, dx$$

**EXAMPLE 5** Find  $\int_2^5 \frac{1}{\sqrt{x-2}} \, dx$ .

**SOLUTION** We note first that the given integral is improper because  $f(x) = 1/\sqrt{x-2}$  has the vertical asymptote  $x = 2$ . Since the infinite discontinuity occurs at the left endpoint of  $[2, 5]$ , we use part (b) of Definition 3:

$$\begin{aligned} \int_2^5 \frac{dx}{\sqrt{x-2}} &= \lim_{t \rightarrow 2^+} \int_t^5 \frac{dx}{\sqrt{x-2}} \\ &= \lim_{t \rightarrow 2^+} 2\sqrt{x-2} \Big|_t^5 \\ &= \lim_{t \rightarrow 2^+} 2(\sqrt{3} - \sqrt{t-2}) \\ &= 2\sqrt{3} \end{aligned}$$

Thus the given improper integral is convergent and, since the integrand is positive, we can interpret the value of the integral as the area of the shaded region in Figure 10.  $\square$

**EXAMPLE 6** Determine whether  $\int_0^{\pi/2} \sec x \, dx$  converges or diverges.

**SOLUTION** Note that the given integral is improper because  $\lim_{x \rightarrow (\pi/2)^-} \sec x = \infty$ . Using part (a) of Definition 3 and Formula 14 from the Table of Integrals, we have

$$\begin{aligned} \int_0^{\pi/2} \sec x \, dx &= \lim_{t \rightarrow (\pi/2)^-} \int_0^t \sec x \, dx = \lim_{t \rightarrow (\pi/2)^-} \ln |\sec x + \tan x| \Big|_0^t \\ &= \lim_{t \rightarrow (\pi/2)^-} [\ln(\sec t + \tan t) - \ln 1] = \infty \end{aligned}$$

because  $\sec t \rightarrow \infty$  and  $\tan t \rightarrow \infty$  as  $t \rightarrow (\pi/2)^-$ . Thus the given improper integral is divergent.  $\square$

**EXAMPLE 7** Evaluate  $\int_0^3 \frac{dx}{x-1}$  if possible.

**SOLUTION** Observe that the line  $x = 1$  is a vertical asymptote of the integrand. Since it occurs in the middle of the interval  $[0, 3]$ , we must use part (c) of Definition 3 with  $c = 1$ :

$$\int_0^3 \frac{dx}{x-1} = \int_0^1 \frac{dx}{x-1} + \int_1^3 \frac{dx}{x-1}$$

where

$$\begin{aligned} \int_0^1 \frac{dx}{x-1} &= \lim_{t \rightarrow 1^-} \int_0^t \frac{dx}{x-1} = \lim_{t \rightarrow 1^-} \ln |x-1| \Big|_0^t \\ &= \lim_{t \rightarrow 1^-} (\ln |t-1| - \ln |-1|) \\ &= \lim_{t \rightarrow 1^-} \ln(1-t) = -\infty \end{aligned}$$

because  $1-t \rightarrow 0^+$  as  $t \rightarrow 1^-$ . Thus  $\int_0^1 dx/(x-1)$  is divergent. This implies that  $\int_0^3 dx/(x-1)$  is divergent. [We do not need to evaluate  $\int_1^3 dx/(x-1)$ .]  $\square$

**WARNING** If we had not noticed the asymptote  $x = 1$  in Example 7 and had instead confused the integral with an ordinary integral, then we might have made the following erroneous calculation:

$$\int_0^3 \frac{dx}{x-1} = \ln |x-1| \Big|_0^3 = \ln 2 - \ln 1 = \ln 2$$

This is wrong because the integral is improper and must be calculated in terms of limits.

From now on, whenever you meet the symbol  $\int_a^b f(x) \, dx$  you must decide, by looking at the function  $f$  on  $[a, b]$ , whether it is an ordinary definite integral or an improper integral.

**EXAMPLE 8** Evaluate  $\int_0^1 \ln x \, dx$ .

**SOLUTION** We know that the function  $f(x) = \ln x$  has a vertical asymptote at 0 since  $\lim_{x \rightarrow 0^+} \ln x = -\infty$ . Thus the given integral is improper and we have

$$\int_0^1 \ln x \, dx = \lim_{t \rightarrow 0^+} \int_t^1 \ln x \, dx$$

Now we integrate by parts with  $u = \ln x$ ,  $dv = dx$ ,  $du = dx/x$ , and  $v = x$ :

$$\begin{aligned}\int_t^1 \ln x \, dx &= x \ln x \Big|_t^1 - \int_t^1 dx \\ &= 1 \ln 1 - t \ln t - (1 - t) \\ &= -t \ln t - 1 + t\end{aligned}$$

To find the limit of the first term we use l'Hospital's Rule:

$$\lim_{t \rightarrow 0^+} t \ln t = \lim_{t \rightarrow 0^+} \frac{\ln t}{1/t} = \lim_{t \rightarrow 0^+} \frac{1/t}{-1/t^2} = \lim_{t \rightarrow 0^+} (-t) = 0$$

Therefore  $\int_0^1 \ln x \, dx = \lim_{t \rightarrow 0^+} (-t \ln t - 1 + t) = -0 - 1 + 0 = -1$

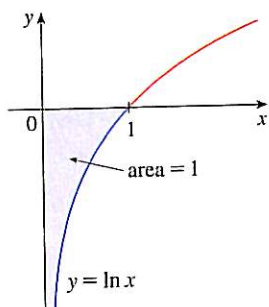


FIGURE 11

Figure 11 shows the geometric interpretation of this result. The area of the shaded region above  $y = \ln x$  and below the  $x$ -axis is 1.  $\square$

### A COMPARISON TEST FOR IMPROPER INTEGRALS

Sometimes it is impossible to find the exact value of an improper integral and yet it is important to know whether it is convergent or divergent. In such cases the following theorem is useful. Although we state it for Type 1 integrals, a similar theorem is true for Type 2 integrals.

**COMPARISON THEOREM** Suppose that  $f$  and  $g$  are continuous functions with  $f(x) \geq g(x) \geq 0$  for  $x \geq a$ .

- (a) If  $\int_a^\infty f(x) \, dx$  is convergent, then  $\int_a^\infty g(x) \, dx$  is convergent.  
 (b) If  $\int_a^\infty g(x) \, dx$  is divergent, then  $\int_a^\infty f(x) \, dx$  is divergent.

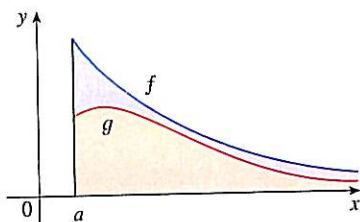


FIGURE 12

We omit the proof of the Comparison Theorem, but Figure 12 makes it seem plausible. If the area under the top curve  $y = f(x)$  is finite, then so is the area under the bottom curve  $y = g(x)$ . And if the area under  $y = g(x)$  is infinite, then so is the area under  $y = f(x)$ . [Note that the reverse is not necessarily true: If  $\int_a^\infty g(x) \, dx$  is convergent,  $\int_a^\infty f(x) \, dx$  may or may not be convergent, and if  $\int_a^\infty f(x) \, dx$  is divergent,  $\int_a^\infty g(x) \, dx$  may or may not be divergent.]

**EXAMPLE 9** Show that  $\int_0^\infty e^{-x^2} dx$  is convergent.

**SOLUTION** We can't evaluate the integral directly because the antiderivative of  $e^{-x^2}$  is not an elementary function (as explained in Section 7.5). We write

$$\int_0^\infty e^{-x^2} dx = \int_0^1 e^{-x^2} dx + \int_1^\infty e^{-x^2} dx$$

and observe that the first integral on the right-hand side is just an ordinary definite integral. In the second integral we use the fact that for  $x \geq 1$  we have  $x^2 \geq x$ , so  $-x^2 \leq -x$  and therefore  $e^{-x^2} \leq e^{-x}$ . (See Figure 13.) The integral of  $e^{-x}$  is easy to evaluate:

$$\int_1^\infty e^{-x} dx = \lim_{t \rightarrow \infty} \int_1^t e^{-x} dx = \lim_{t \rightarrow \infty} (e^{-1} - e^{-t}) = e^{-1}$$

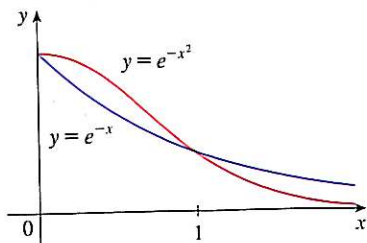


FIGURE 13

Thus, taking  $f(x) = e^{-x}$  and  $g(x) = e^{-x^2}$  in the Comparison Theorem, we see that  $\int_1^{\infty} e^{-x^2} dx$  is convergent. It follows that  $\int_0^{\infty} e^{-x^2} dx$  is convergent.  $\square$

TABLE 1

$t$	$\int_0^t e^{-x^2} dx$
1	0.7468241328
2	0.8820813908
3	0.8862073483
4	0.8862269118
5	0.8862269255
6	0.8862269255

TABLE 2

$t$	$\int_1^t [(1 + e^{-x})/x] dx$
2	0.8636306042
5	1.8276735512
10	2.5219648704
100	4.8245541204
1000	7.1271392134
10000	9.4297243064

In Example 9 we showed that  $\int_0^{\infty} e^{-x^2} dx$  is convergent without computing its value. In Exercise 70 we indicate how to show that its value is approximately 0.8862. In probability theory it is important to know the exact value of this improper integral, as we will see in Section 8.5; using the methods of multivariable calculus it can be shown that the exact value is  $\sqrt{\pi}/2$ . Table 1 illustrates the definition of an improper integral by showing how the (computer-generated) values of  $\int_0^t e^{-x^2} dx$  approach  $\sqrt{\pi}/2$  as  $t$  becomes large. In fact, these values converge quite quickly because  $e^{-x^2} \rightarrow 0$  very rapidly as  $x \rightarrow \infty$ .

**EXAMPLE 10** The integral  $\int_1^{\infty} \frac{1 + e^{-x}}{x} dx$  is divergent by the Comparison Theorem because

$$\frac{1 + e^{-x}}{x} > \frac{1}{x}$$

and  $\int_1^{\infty} (1/x) dx$  is divergent by Example 1 [or by (2) with  $p = 1$ ].  $\square$

Table 2 illustrates the divergence of the integral in Example 10. It appears that the values are not approaching any fixed number.

## 7.8 EXERCISES

**1.** Explain why each of the following integrals is improper.

(a)  $\int_1^{\infty} x^4 e^{-x^4} dx$

(b)  $\int_0^{\pi/2} \sec x dx$

(c)  $\int_0^2 \frac{x}{x^2 - 5x + 6} dx$

(d)  $\int_{-\infty}^0 \frac{1}{x^2 + 5} dx$

**2.** Which of the following integrals are improper? Why?

(a)  $\int_1^2 \frac{1}{2x - 1} dx$

(b)  $\int_0^1 \frac{1}{2x - 1} dx$

(c)  $\int_{-\infty}^{\infty} \frac{\sin x}{1 + x^2} dx$

(d)  $\int_1^2 \ln(x - 1) dx$

**3.** Find the area under the curve  $y = 1/x^3$  from  $x = 1$  to  $x = t$  and evaluate it for  $t = 10, 100,$  and  $1000$ . Then find the total area under this curve for  $x \geq 1$ .

**4.** (a) Graph the functions  $f(x) = 1/x^{1.1}$  and  $g(x) = 1/x^{0.9}$  in the viewing rectangles  $[0, 10]$  by  $[0, 1]$  and  $[0, 100]$  by  $[0, 1]$ .

(b) Find the areas under the graphs of  $f$  and  $g$  from  $x = 1$  to  $x = t$  and evaluate for  $t = 10, 100, 10^4, 10^6, 10^{10},$  and  $10^{20}$ .

(c) Find the total area under each curve for  $x \geq 1$ , if it exists.

**5–40** Determine whether each integral is convergent or divergent. Evaluate those that are convergent.

5.  $\int_1^{\infty} \frac{1}{(3x + 1)^2} dx$

6.  $\int_{-\infty}^0 \frac{1}{2x - 5} dx$

7.  $\int_0^{-1} \frac{1}{\sqrt{2 - w}} dw$

8.  $\int_0^{\infty} \frac{x}{(x^2 + 2)^2} dx$

9.  $\int_4^{\infty} e^{-y/2} dy$

10.  $\int_{-\infty}^{-1} e^{-2t} dt$

11.  $\int_{-\infty}^{\infty} \frac{x}{1 + x^2} dx$

12.  $\int_{-\infty}^{\infty} (2 - v^4) dv$

13.  $\int_{-\infty}^{\infty} xe^{-x^2} dx$

14.  $\int_1^{\infty} \frac{e^{-\sqrt{x}}}{\sqrt{x}} dx$

15.  $\int_{2\pi}^{\infty} \sin \theta d\theta$

16.  $\int_{-\infty}^{\infty} \cos \pi t dt$

17.  $\int_1^{\infty} \frac{x + 1}{x^2 + 2x} dx$

18.  $\int_0^{\infty} \frac{dz}{z^2 + 3z + 2}$

19.  $\int_0^{\infty} se^{-5s} ds$

20.  $\int_{-\infty}^6 re^{r/3} dr$

21.  $\int_1^{\infty} \frac{\ln x}{x} dx$

22.  $\int_{-\infty}^{\infty} x^3 e^{-x^4} dx$

23.  $\int_{-\infty}^{\infty} \frac{x^2}{9 + x^6} dx$

24.  $\int_0^{\infty} \frac{e^x}{e^{2x} + 3} dx$

25.  $\int_e^{\infty} \frac{1}{x(\ln x)^3} dx$

26.  $\int_0^{\infty} \frac{x \arctan x}{(1 + x^2)^2} dx$

27.  $\int_0^1 \frac{3}{x^5} dx$

28.  $\int_2^3 \frac{1}{\sqrt{3 - x}} dx$



29.  $\int_{-2}^{14} \frac{dx}{\sqrt[4]{x+2}}$

31.  $\int_{-2}^3 \frac{1}{x^4} dx$

33.  $\int_0^{33} (x-1)^{-1/5} dx$

35.  $\int_0^3 \frac{dx}{x^2 - 6x + 5}$

37.  $\int_{-1}^0 \frac{e^{1/x}}{x^3} dx$

39.  $\int_0^2 z^2 \ln z dz$

30.  $\int_6^8 \frac{4}{(x-6)^3} dx$

32.  $\int_0^1 \frac{dx}{\sqrt{1-x^2}}$

34.  $\int_0^1 \frac{1}{4y-1} dy$

36.  $\int_{\pi/2}^{\pi} \csc x dx$

38.  $\int_0^1 \frac{e^{1/x}}{x^3} dx$

40.  $\int_0^1 \frac{\ln x}{\sqrt{x}} dx$

41–46 Sketch the region and find its area (if the area is finite).

41.  $S = \{(x, y) \mid x \leq 1, 0 \leq y \leq e^x\}$

42.  $S = \{(x, y) \mid x \geq -2, 0 \leq y \leq e^{-x/2}\}$

43.  $S = \{(x, y) \mid 0 \leq y \leq 2/(x^2 + 9)\}$

44.  $S = \{(x, y) \mid x \geq 0, 0 \leq y \leq x/(x^2 + 9)\}$

45.  $S = \{(x, y) \mid 0 \leq x < \pi/2, 0 \leq y \leq \sec^2 x\}$

46.  $S = \{(x, y) \mid -2 < x \leq 0, 0 \leq y \leq 1/\sqrt{x+2}\}$

47. (a) If  $g(x) = (\sin^2 x)/x^2$ , use your calculator or computer to make a table of approximate values of  $\int_1^t g(x) dx$  for  $t = 2, 5, 10, 100, 1000$ , and  $10,000$ . Does it appear that  $\int_1^{\infty} g(x) dx$  is convergent?  
 (b) Use the Comparison Theorem with  $f(x) = 1/x^2$  to show that  $\int_1^{\infty} g(x) dx$  is convergent.  
 (c) Illustrate part (b) by graphing  $f$  and  $g$  on the same screen for  $1 \leq x \leq 10$ . Use your graph to explain intuitively why  $\int_1^{\infty} g(x) dx$  is convergent.

48. (a) If  $g(x) = 1/(\sqrt{x} - 1)$ , use your calculator or computer to make a table of approximate values of  $\int_2^t g(x) dx$  for  $t = 5, 10, 100, 1000$ , and  $10,000$ . Does it appear that  $\int_2^{\infty} g(x) dx$  is convergent or divergent?  
 (b) Use the Comparison Theorem with  $f(x) = 1/\sqrt{x}$  to show that  $\int_2^{\infty} g(x) dx$  is divergent.  
 (c) Illustrate part (b) by graphing  $f$  and  $g$  on the same screen for  $2 \leq x \leq 20$ . Use your graph to explain intuitively why  $\int_2^{\infty} g(x) dx$  is divergent.

49–54 Use the Comparison Theorem to determine whether the integral is convergent or divergent.

49.  $\int_0^{\infty} \frac{x}{x^3 + 1} dx$

50.  $\int_1^{\infty} \frac{2 + e^{-x}}{x} dx$

51.  $\int_1^{\infty} \frac{x+1}{\sqrt{x^4-x}} dx$

53.  $\int_0^1 \frac{\sec^2 x}{x\sqrt{x}} dx$

52.  $\int_0^{\infty} \frac{\arctan x}{2 + e^x} dx$

54.  $\int_0^{\pi} \frac{\sin^2 x}{\sqrt{x}} dx$

55. The integral

$$\int_0^{\infty} \frac{1}{\sqrt{x}(1+x)} dx$$

is improper for two reasons: The interval  $[0, \infty)$  is infinite and the integrand has an infinite discontinuity at 0. Evaluate it by expressing it as a sum of improper integrals of Type 2 and Type 1 as follows:

$$\int_0^{\infty} \frac{1}{\sqrt{x}(1+x)} dx = \int_0^1 \frac{1}{\sqrt{x}(1+x)} dx + \int_1^{\infty} \frac{1}{\sqrt{x}(1+x)} dx$$

56. Evaluate

$$\int_2^{\infty} \frac{1}{x\sqrt{x^2-4}} dx$$

by the same method as in Exercise 55.

57–59 Find the values of  $p$  for which the integral converges and evaluate the integral for those values of  $p$ .

57.  $\int_0^1 \frac{1}{x^p} dx$

58.  $\int_e^{\infty} \frac{1}{x(\ln x)^p} dx$

59.  $\int_0^1 x^p \ln x dx$

60. (a) Evaluate the integral  $\int_0^{\infty} x^n e^{-x} dx$  for  $n = 0, 1, 2$ , and  $3$ .  
 (b) Guess the value of  $\int_0^{\infty} x^n e^{-x} dx$  when  $n$  is an arbitrary positive integer.  
 (c) Prove your guess using mathematical induction.
61. (a) Show that  $\int_{-\infty}^{\infty} x dx$  is divergent.  
 (b) Show that

$$\lim_{t \rightarrow \infty} \int_{-t}^t x dx = 0$$

This shows that we can't define

$$\int_{-\infty}^{\infty} f(x) dx = \lim_{t \rightarrow \infty} \int_{-t}^t f(x) dx$$

62. The average speed of molecules in an ideal gas is

$$\bar{v} = \frac{4}{\sqrt{\pi}} \left( \frac{M}{2RT} \right)^{3/2} \int_0^{\infty} v^3 e^{-Mv^2/(2RT)} dv$$

where  $M$  is the molecular weight of the gas,  $R$  is the gas constant,  $T$  is the gas temperature, and  $v$  is the molecular speed. Show that

$$\bar{v} = \sqrt{\frac{8RT}{\pi M}}$$

63. We know from Example 1 that the region  $\mathcal{R} = \{(x, y) \mid x \geq 1, 0 \leq y \leq 1/x\}$  has infinite area. Show that by rotating  $\mathcal{R}$  about the  $x$ -axis we obtain a solid with finite volume.
64. Use the information and data in Exercises 29 and 30 of Section 6.4 to find the work required to propel a 1000-kg satellite out of the earth's gravitational field.
65. Find the *escape velocity*  $v_0$  that is needed to propel a rocket of mass  $m$  out of the gravitational field of a planet with mass  $M$  and radius  $R$ . Use Newton's Law of Gravitation (see Exercise 29 in Section 6.4) and the fact that the initial kinetic energy of  $\frac{1}{2}mv_0^2$  supplies the needed work.
66. Astronomers use a technique called *stellar stereography* to determine the density of stars in a star cluster from the observed (two-dimensional) density that can be analyzed from a photograph. Suppose that in a spherical cluster of radius  $R$  the density of stars depends only on the distance  $r$  from the center of the cluster. If the perceived star density is given by  $y(s)$ , where  $s$  is the observed planar distance from the center of the cluster, and  $x(r)$  is the actual density, it can be shown that

$$y(s) = \int_s^R \frac{2r}{\sqrt{r^2 - s^2}} x(r) dr$$

If the actual density of stars in a cluster is  $x(r) = \frac{1}{2}(R - r)^2$ , find the perceived density  $y(s)$ .

67. A manufacturer of lightbulbs wants to produce bulbs that last about 700 hours but, of course, some bulbs burn out faster than others. Let  $F(t)$  be the fraction of the company's bulbs that burn out before  $t$  hours, so  $F(t)$  always lies between 0 and 1.
- (a) Make a rough sketch of what you think the graph of  $F$  might look like.
- (b) What is the meaning of the derivative  $r(t) = F'(t)$ ?
- (c) What is the value of  $\int_0^\infty r(t) dt$ ? Why?
68. As we saw in Section 3.8, a radioactive substance decays exponentially: The mass at time  $t$  is  $m(t) = m(0)e^{kt}$ , where  $m(0)$  is the initial mass and  $k$  is a negative constant. The *mean life*  $M$  of an atom in the substance is

$$M = -k \int_0^\infty te^{kt} dt$$

For the radioactive carbon isotope,  $^{14}\text{C}$ , used in radiocarbon dating, the value of  $k$  is  $-0.000121$ . Find the mean life of a  $^{14}\text{C}$  atom.

69. Determine how large the number  $a$  has to be so that

$$\int_a^\infty \frac{1}{x^2 + 1} dx < 0.001$$

70. Estimate the numerical value of  $\int_0^\infty e^{-x^2} dx$  by writing it as the sum of  $\int_0^4 e^{-x^2} dx$  and  $\int_4^\infty e^{-x^2} dx$ . Approximate the first integral by using Simpson's Rule with  $n = 8$  and show that the second integral is smaller than  $\int_4^\infty e^{-4x} dx$ , which is less than 0.0000001.

71. If  $f(t)$  is continuous for  $t \geq 0$ , the *Laplace transform* of  $f$  is the function  $F$  defined by

$$F(s) = \int_0^\infty f(t)e^{-st} dt$$

and the domain of  $F$  is the set consisting of all numbers  $s$  for which the integral converges. Find the Laplace transforms of the following functions.

$$(a) f(t) = 1 \quad (b) f(t) = e^t \quad (c) f(t) = t$$

72. Show that if  $0 \leq f(t) \leq Me^{at}$  for  $t \geq 0$ , where  $M$  and  $a$  are constants, then the Laplace transform  $F(s)$  exists for  $s > a$ .
73. Suppose that  $0 \leq f(t) \leq Me^{at}$  and  $0 \leq f'(t) \leq Ke^{at}$  for  $t \geq 0$ , where  $f'$  is continuous. If the Laplace transform of  $f(t)$  is  $F(s)$  and the Laplace transform of  $f'(t)$  is  $G(s)$ , show that

$$G(s) = sF(s) - f(0) \quad s > a$$

74. If  $\int_{-\infty}^\infty f(x) dx$  is convergent and  $a$  and  $b$  are real numbers, show that

$$\int_{-\infty}^a f(x) dx + \int_a^\infty f(x) dx = \int_{-\infty}^b f(x) dx + \int_b^\infty f(x) dx$$

75. Show that  $\int_0^\infty x^2 e^{-x^2} dx = \frac{1}{2} \int_0^\infty e^{-x^2} dx$ .
76. Show that  $\int_0^\infty e^{-x^2} dx = \int_0^1 \sqrt{-\ln y} dy$  by interpreting the integrals as areas.
77. Find the value of the constant  $C$  for which the integral

$$\int_0^\infty \left( \frac{1}{\sqrt{x^2 + 4}} - \frac{C}{x + 2} \right) dx$$

converges. Evaluate the integral for this value of  $C$ .

78. Find the value of the constant  $C$  for which the integral

$$\int_0^\infty \left( \frac{x}{x^2 + 1} - \frac{C}{3x + 1} \right) dx$$

converges. Evaluate the integral for this value of  $C$ .

79. Suppose  $f$  is continuous on  $[0, \infty)$  and  $\lim_{x \rightarrow \infty} f(x) = 1$ . Is it possible that  $\int_0^\infty f(x) dx$  is convergent?
80. Show that if  $a > -1$  and  $b > a + 1$ , then the following integral is convergent.

$$\int_0^\infty \frac{x^a}{1 + x^b} dx$$

## 7 REVIEW

## CONCEPT CHECK

- State the rule for integration by parts. In practice, how do you use it?
- How do you evaluate  $\int \sin^m x \cos^n x dx$  if  $m$  is odd? What if  $n$  is odd? What if  $m$  and  $n$  are both even?
- If the expression  $\sqrt{a^2 - x^2}$  occurs in an integral, what substitution might you try? What if  $\sqrt{a^2 + x^2}$  occurs? What if  $\sqrt{x^2 - a^2}$  occurs?
- What is the form of the partial fraction expansion of a rational function  $P(x)/Q(x)$  if the degree of  $P$  is less than the degree of  $Q$  and  $Q(x)$  has only distinct linear factors? What if a linear factor is repeated? What if  $Q(x)$  has an irreducible quadratic factor (not repeated)? What if the quadratic factor is repeated?
- State the rules for approximating the definite integral  $\int_a^b f(x) dx$  with the Midpoint Rule, the Trapezoidal Rule, and Simpson's Rule. Which would you expect to give the best estimate? How do you approximate the error for each rule?
- Define the following improper integrals.
  - $\int_a^\infty f(x) dx$
  - $\int_{-\infty}^b f(x) dx$
  - $\int_{-\infty}^\infty f(x) dx$
- Define the improper integral  $\int_a^b f(x) dx$  for each of the following cases.
  - $f$  has an infinite discontinuity at  $a$ .
  - $f$  has an infinite discontinuity at  $b$ .
  - $f$  has an infinite discontinuity at  $c$ , where  $a < c < b$ .
- State the Comparison Theorem for improper integrals.

## TRUE-FALSE QUIZ

Determine whether the statement is true or false. If it is true, explain why. If it is false, explain why or give an example that disproves the statement.

- $\frac{x(x^2 + 4)}{x^2 - 4}$  can be put in the form  $\frac{A}{x + 2} + \frac{B}{x - 2}$ .
- $\frac{x^2 + 4}{x(x^2 - 4)}$  can be put in the form  $\frac{A}{x} + \frac{B}{x + 2} + \frac{C}{x - 2}$ .
- $\frac{x^2 + 4}{x^2(x - 4)}$  can be put in the form  $\frac{A}{x^2} + \frac{B}{x - 4}$ .
- $\frac{x^2 - 4}{x(x^2 + 4)}$  can be put in the form  $\frac{A}{x} + \frac{B}{x^2 + 4}$ .
- $\int_0^4 \frac{x}{x^2 - 1} dx = \frac{1}{2} \ln 15$
- $\int_1^\infty \frac{1}{x\sqrt{x}} dx$  is convergent.
- If  $f$  is continuous, then  $\int_{-\infty}^\infty f(x) dx = \lim_{t \rightarrow \infty} \int_{-t}^t f(x) dx$ .
- The Midpoint Rule is always more accurate than the Trapezoidal Rule.
- (a) Every elementary function has an elementary derivative.  
(b) Every elementary function has an elementary anti-derivative.
- If  $f$  is continuous on  $[0, \infty)$  and  $\int_1^\infty f(x) dx$  is convergent, then  $\int_0^\infty f(x) dx$  is convergent.
- If  $f$  is a continuous, decreasing function on  $[1, \infty)$  and  $\lim_{x \rightarrow \infty} f(x) = 0$ , then  $\int_1^\infty f(x) dx$  is convergent.
- If  $\int_a^\infty f(x) dx$  and  $\int_a^\infty g(x) dx$  are both convergent, then  $\int_a^\infty [f(x) + g(x)] dx$  is convergent.
- If  $\int_a^\infty f(x) dx$  and  $\int_a^\infty g(x) dx$  are both divergent, then  $\int_a^\infty [f(x) + g(x)] dx$  is divergent.
- If  $f(x) \leq g(x)$  and  $\int_0^\infty g(x) dx$  diverges, then  $\int_0^\infty f(x) dx$  also diverges.

## EXERCISES

Note: Additional practice in techniques of integration is provided in Exercises 7.5.

1-40 Evaluate the integral.

- |   |                                     |   |  |
|---|-------------------------------------|---|--|
| 1. $\int_0^5 \frac{x}{x + 10} dx$                               | 2. $\int_0^5 ye^{-0.6y} dy$         | 5. $\int_0^{\pi/2} \sin^3 \theta \cos^2 \theta d\theta$ | 6. $\int \frac{1}{y^2 - 4y - 12} dy$               |
| 3. $\int_0^{\pi/2} \frac{\cos \theta}{1 + \sin \theta} d\theta$ | 4. $\int_1^4 \frac{dt}{(2t + 1)^3}$ | 7. $\int \frac{\sin(\ln t)}{t} dt$                      | 8. $\int \frac{dx}{\sqrt{e^x - 1}}$                |
|   |                                     | 9. $\int_1^4 x^{3/2} \ln x dx$                          | 10. $\int_0^1 \frac{\sqrt{\arctan x}}{1 + x^2} dx$ |

11.  $\int_1^2 \frac{\sqrt{x^2-1}}{x} dx$

12.  $\int_{-1}^1 \frac{\sin x}{1+x^2} dx$

13.  $\int e^{\sqrt{x}} dx$

14.  $\int \frac{x^2+2}{x+2} dx$

15.  $\int \frac{x-1}{x^2+2x} dx$

16.  $\int \frac{\sec^6 \theta}{\tan^2 \theta} d\theta$

17.  $\int x \sec x \tan x dx$

18.  $\int \frac{x^2+8x-3}{x^3+3x^2} dx$

19.  $\int \frac{x+1}{9x^2+6x+5} dx$

20.  $\int \tan^5 \theta \sec^3 \theta d\theta$

21.  $\int \frac{dx}{\sqrt{x^2-4x}}$

22.  $\int te^{\sqrt{t}} dt$

23.  $\int \frac{dx}{x\sqrt{x^2+1}}$

24.  $\int e^x \cos x dx$

25.  $\int \frac{3x^3-x^2+6x-4}{(x^2+1)(x^2+2)} dx$

26.  $\int x \sin x \cos x dx$

27.  $\int_0^{\pi/2} \cos^3 x \sin 2x dx$

28.  $\int \frac{\sqrt[3]{x}+1}{\sqrt[3]{x}-1} dx$

29.  $\int_{-1}^1 x^5 \sec x dx$

30.  $\int \frac{dx}{e^x \sqrt{1-e^{-2x}}}$

31.  $\int_0^{\ln 10} \frac{e^x \sqrt{e^x-1}}{e^x+8} dx$

32.  $\int_0^{\pi/4} \frac{x \sin x}{\cos^3 x} dx$

33.  $\int \frac{x^2}{(4-x^2)^{3/2}} dx$

34.  $\int (\arcsin x)^2 dx$

35.  $\int \frac{1}{\sqrt{x+x^{3/2}}} dx$

36.  $\int \frac{1-\tan \theta}{1+\tan \theta} d\theta$

37.  $\int (\cos x + \sin x)^2 \cos 2x dx$

38.  $\int \frac{x^2}{(x+2)^3} dx$

39.  $\int_0^{1/2} \frac{xe^{2x}}{(1+2x)^2} dx$

40.  $\int_{\pi/4}^{\pi/3} \frac{\sqrt{\tan \theta}}{\sin 2\theta} d\theta$

**41–50** Evaluate the integral or show that it is divergent.

41.  $\int_1^{\infty} \frac{1}{(2x+1)^3} dx$

42.  $\int_1^{\infty} \frac{\ln x}{x^4} dx$

43.  $\int_2^{\infty} \frac{dx}{x \ln x}$

44.  $\int_2^6 \frac{y}{\sqrt{y-2}} dy$

45.  $\int_0^4 \frac{\ln x}{\sqrt{x}} dx$

46.  $\int_0^1 \frac{1}{2-3x} dx$

47.  $\int_0^1 \frac{x-1}{\sqrt{x}} dx$

48.  $\int_{-1}^1 \frac{dx}{x^2-2x}$

49.  $\int_{-\infty}^{\infty} \frac{dx}{4x^2+4x+5}$

50.  $\int_1^{\infty} \frac{\tan^{-1} x}{x^2} dx$

**51–52** Evaluate the indefinite integral. Illustrate and check that your answer is reasonable by graphing both the function and its antiderivative (take  $C = 0$ ).

51.  $\int \ln(x^2+2x+2) dx$

52.  $\int \frac{x^3}{\sqrt{x^2+1}} dx$

**53.** Graph the function  $f(x) = \cos^2 x \sin^3 x$  and use the graph to guess the value of the integral  $\int_0^{2\pi} f(x) dx$ . Then evaluate the integral to confirm your guess.

- CAS 54.** (a) How would you evaluate  $\int x^5 e^{-2x} dx$  by hand? (Don't actually carry out the integration.)  
 (b) How would you evaluate  $\int x^5 e^{-2x} dx$  using tables? (Don't actually do it.)  
 (c) Use a CAS to evaluate  $\int x^5 e^{-2x} dx$ .  
 (d) Graph the integrand and the indefinite integral on the same screen.

**55–58** Use the Table of Integrals on the Reference Pages to evaluate the integral.

55.  $\int \sqrt{4x^2-4x-3} dx$

56.  $\int \csc^5 t dt$

57.  $\int \cos x \sqrt{4+\sin^2 x} dx$

58.  $\int \frac{\cot x}{\sqrt{1+2\sin x}} dx$

**59.** Verify Formula 33 in the Table of Integrals (a) by differentiation and (b) by using a trigonometric substitution.

**60.** Verify Formula 62 in the Table of Integrals.

**61.** Is it possible to find a number  $n$  such that  $\int_0^{\infty} x^n dx$  is convergent?

**62.** For what values of  $a$  is  $\int_0^{\infty} e^{ax} \cos x dx$  convergent? Evaluate the integral for those values of  $a$ .

**63–64** Use (a) the Trapezoidal Rule, (b) the Midpoint Rule, and (c) Simpson's Rule with  $n = 10$  to approximate the given integral. Round your answers to six decimal places.

63.  $\int_2^4 \frac{1}{\ln x} dx$

64.  $\int_1^4 \sqrt{x} \cos x dx$

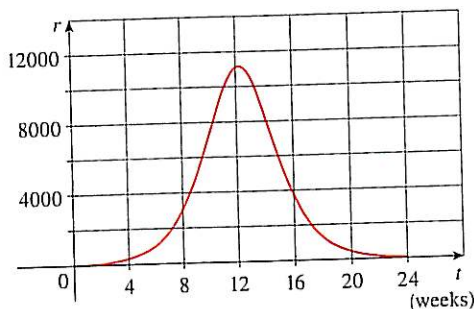
**65.** Estimate the errors involved in Exercise 63, parts (a) and (b). How large should  $n$  be in each case to guarantee an error of less than 0.00001?

**66.** Use Simpson's Rule with  $n = 6$  to estimate the area under the curve  $y = e^x/x$  from  $x = 1$  to  $x = 4$ .

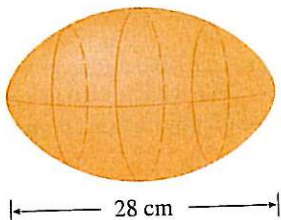
67. The speedometer reading ( $v$ ) on a car was observed at 1-minute intervals and recorded in the chart. Use Simpson's Rule to estimate the distance traveled by the car.

$t$ (min)	$v$ (mi/h)	$t$ (min)	$v$ (mi/h)
0	40	6	56
1	42	7	57
2	45	8	57
3	49	9	55
4	52	10	56
5	54		

68. A population of honeybees increased at a rate of  $r(t)$  bees per week, where the graph of  $r$  is as shown. Use Simpson's Rule with six subintervals to estimate the increase in the bee population during the first 24 weeks.



- CAS** 69. (a) If  $f(x) = \sin(\sin x)$ , use a graph to find an upper bound for  $|f^{(4)}(x)|$ .  
 (b) Use Simpson's Rule with  $n = 10$  to approximate  $\int_0^\pi f(x) dx$  and use part (a) to estimate the error.  
 (c) How large should  $n$  be to guarantee that the size of the error in using  $S_n$  is less than 0.00001?
70. Suppose you are asked to estimate the volume of a football. You measure and find that a football is 28 cm long. You use a piece of string and measure the circumference at its widest point to be 53 cm. The circumference 7 cm from each end is 45 cm. Use Simpson's Rule to make your estimate.



71. Use the Comparison Theorem to determine whether the integral

$$\int_1^\infty \frac{x^3}{x^5 + 2} dx$$

is convergent or divergent.

72. Find the area of the region bounded by the hyperbola  $y^2 - x^2 = 1$  and the line  $y = 3$ .  
 73. Find the area bounded by the curves  $y = \cos x$  and  $y = \cos^2 x$  between  $x = 0$  and  $x = \pi$ .  
 74. Find the area of the region bounded by the curves  $y = 1/(2 + \sqrt{x})$ ,  $y = 1/(2 - \sqrt{x})$ , and  $x = 1$ .  
 75. The region under the curve  $y = \cos^2 x$ ,  $0 \leq x \leq \pi/2$ , is rotated about the  $x$ -axis. Find the volume of the resulting solid.  
 76. The region in Exercise 75 is rotated about the  $y$ -axis. Find the volume of the resulting solid.  
 77. If  $f'$  is continuous on  $[0, \infty)$  and  $\lim_{t \rightarrow \infty} f(x) = 0$ , show that

$$\int_0^\infty f'(x) dx = -f(0)$$

78. We can extend our definition of average value of a continuous function to an infinite interval by defining the average value of  $f$  on the interval  $[a, \infty)$  to be

$$\lim_{t \rightarrow \infty} \frac{1}{t - a} \int_a^t f(x) dx$$

- (a) Find the average value of  $y = \tan^{-1} x$  on the interval  $[0, \infty)$ .  
 (b) If  $f(x) \geq 0$  and  $\int_a^\infty f(x) dx$  is divergent, show that the average value of  $f$  on the interval  $[a, \infty)$  is  $\lim_{t \rightarrow \infty} f(t)$ , if this limit exists.  
 (c) If  $\int_a^\infty f(x) dx$  is convergent, what is the average value of  $f$  on the interval  $[a, \infty)$ ?  
 (d) Find the average value of  $y = \sin x$  on the interval  $[0, \infty)$ .

79. Use the substitution  $u = 1/x$  to show that

$$\int_0^\infty \frac{\ln x}{1 + x^2} dx = 0$$

80. The magnitude of the repulsive force between two point charges with the same sign, one of size 1 and the other of size  $q$ , is

$$F = \frac{q}{4\pi\epsilon_0 r^2}$$

where  $r$  is the distance between the charges and  $\epsilon_0$  is a constant. The *potential*  $V$  at a point  $P$  due to the charge  $q$  is defined to be the work expended in bringing a unit charge to  $P$  from infinity along the straight line that joins  $q$  and  $P$ . Find a formula for  $V$ .

■ Cover up the solution to the example and try it yourself first.

**EXAMPLE 1**

(a) Prove that if  $f$  is a continuous function, then

$$\int_0^a f(x) dx = \int_0^a f(a - x) dx$$

(b) Use part (a) to show that

$$\int_0^{\pi/2} \frac{\sin^n x}{\sin^n x + \cos^n x} dx = \frac{\pi}{4}$$

for all positive numbers  $n$ .

**SOLUTION**

(a) At first sight, the given equation may appear somewhat baffling. How is it possible to connect the left side to the right side? Connections can often be made through one of the principles of problem solving: *introduce something extra*. Here the extra ingredient is a new variable. We often think of introducing a new variable when we use the Substitution Rule to integrate a specific function. But that technique is still useful in the present circumstance in which we have a general function  $f$ .

Once we think of making a substitution, the form of the right side suggests that it should be  $u = a - x$ . Then  $du = -dx$ . When  $x = 0$ ,  $u = a$ ; when  $x = a$ ,  $u = 0$ . So

$$\int_0^a f(a - x) dx = -\int_a^0 f(u) du = \int_0^a f(u) du$$

But this integral on the right side is just another way of writing  $\int_0^a f(x) dx$ . So the given equation is proved.

(b) If we let the given integral be  $I$  and apply part (a) with  $a = \pi/2$ , we get

$$I = \int_0^{\pi/2} \frac{\sin^n x}{\sin^n x + \cos^n x} dx = \int_0^{\pi/2} \frac{\sin^n(\pi/2 - x)}{\sin^n(\pi/2 - x) + \cos^n(\pi/2 - x)} dx$$

A well-known trigonometric identity tells us that  $\sin(\pi/2 - x) = \cos x$  and  $\cos(\pi/2 - x) = \sin x$ , so we get

$$I = \int_0^{\pi/2} \frac{\cos^n x}{\cos^n x + \sin^n x} dx$$

Notice that the two expressions for  $I$  are very similar. In fact, the integrands have the same denominator. This suggests that we should add the two expressions. If we do so, we get

$$2I = \int_0^{\pi/2} \frac{\sin^n x + \cos^n x}{\sin^n x + \cos^n x} dx = \int_0^{\pi/2} 1 dx = \frac{\pi}{2}$$

Therefore,  $I = \pi/4$ . □

■ The principles of problem solving are discussed on page 76.

■ The computer graphs in Figure 1 make it seem plausible that all of the integrals in the example have the same value. The graph of each integrand is labeled with the corresponding value of  $n$ .

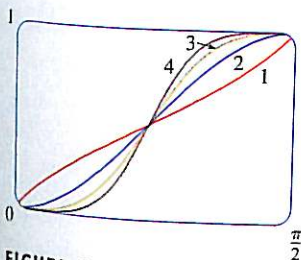


FIGURE 1

# PROBLEMS PLUS

## PROBLEMS

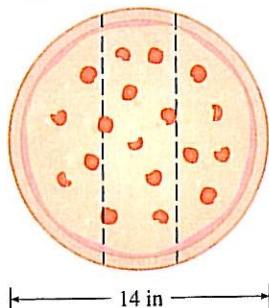


FIGURE FOR PROBLEM 1

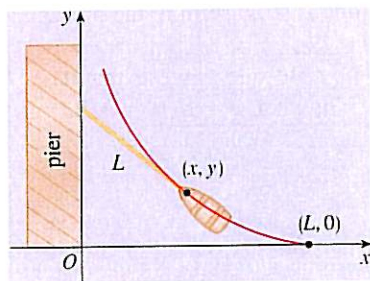


FIGURE FOR PROBLEM 6

- Three mathematics students have ordered a 14-inch pizza. Instead of slicing it in the traditional way, they decide to slice it by parallel cuts, as shown in the figure. Being mathematics majors, they are able to determine where to slice so that each gets the same amount of pizza. Where are the cuts made?
- Evaluate  $\int \frac{1}{x^7 - x} dx$ .  
The straightforward approach would be to start with partial fractions, but that would be brutal. Try a substitution.
- Evaluate  $\int_0^1 (\sqrt[3]{1-x^7} - \sqrt{1-x^3}) dx$ .
- The centers of two disks with radius 1 are one unit apart. Find the area of the union of the two disks.
- An ellipse is cut out of a circle with radius  $a$ . The major axis of the ellipse coincides with a diameter of the circle and the minor axis has length  $2b$ . Prove that the area of the remaining part of the circle is the same as the area of an ellipse with semiaxes  $a$  and  $a - b$ .
- A man initially standing at the point  $O$  walks along a pier pulling a rowboat by a rope of length  $L$ . The man keeps the rope straight and taut. The path followed by the boat is a curve called a *tractrix* and it has the property that the rope is always tangent to the curve (see the figure).  
(a) Show that if the path followed by the boat is the graph of the function  $y = f(x)$ , then

$$f'(x) = \frac{dy}{dx} = \frac{-\sqrt{L^2 - x^2}}{x}$$

- (b) Determine the function  $y = f(x)$ .

7. A function  $f$  is defined by

$$f(x) = \int_0^\pi \cos t \cos(x - t) dt \quad 0 \leq x \leq 2\pi$$

Find the minimum value of  $f$ .

8. If  $n$  is a positive integer, prove that

$$\int_0^1 (\ln x)^n dx = (-1)^n n!$$

9. Show that

$$\int_0^1 (1 - x^2)^n dx = \frac{2^{2n}(n!)^2}{(2n + 1)!}$$

*Hint:* Start by showing that if  $I_n$  denotes the integral, then

$$I_{k+1} = \frac{2k + 2}{2k + 3} I_k$$

## PROBLEMS PLUS

10. Suppose that  $f$  is a positive function such that  $f'$  is continuous.
- How is the graph of  $y = f(x) \sin nx$  related to the graph of  $y = f(x)$ ? What happens as  $n \rightarrow \infty$ ?
  - Make a guess as to the value of the limit

$$\lim_{n \rightarrow \infty} \int_0^1 f(x) \sin nx \, dx$$

- based on graphs of the integrand.
- Using integration by parts, confirm the guess that you made in part (b). [Use the fact that, since  $f'$  is continuous, there is a constant  $M$  such that  $|f'(x)| \leq M$  for  $0 \leq x \leq 1$ .]

11. If  $0 < a < b$ , find  $\lim_{t \rightarrow 0} \left\{ \int_0^1 [bx + a(1-x)]^t \, dx \right\}^{1/t}$ .

12. Graph  $f(x) = \sin(e^x)$  and use the graph to estimate the value of  $t$  such that  $\int_t^{t+1} f(x) \, dx$  is a maximum. Then find the exact value of  $t$  that maximizes this integral.

13. The circle with radius 1 shown in the figure touches the curve  $y = |2x|$  twice. Find the area of the region that lies between the two curves.

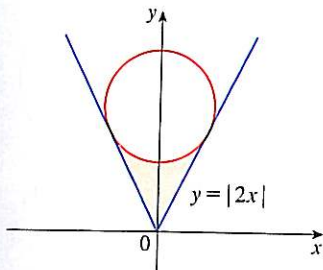


FIGURE FOR PROBLEM 13

14. A rocket is fired straight up, burning fuel at the constant rate of  $b$  kilograms per second. Let  $v = v(t)$  be the velocity of the rocket at time  $t$  and suppose that the velocity  $u$  of the exhaust gas is constant. Let  $M = M(t)$  be the mass of the rocket at time  $t$  and note that  $M$  decreases as the fuel burns. If we neglect air resistance, it follows from Newton's Second Law that

$$F = M \frac{dv}{dt} - ub$$

where the force  $F = -Mg$ . Thus

$$\boxed{I} \quad M \frac{dv}{dt} - ub = -Mg$$

Let  $M_1$  be the mass of the rocket without fuel,  $M_2$  the initial mass of the fuel, and  $M_0 = M_1 + M_2$ . Then, until the fuel runs out at time  $t = M_2/b$ , the mass is  $M = M_0 - bt$ .

- Substitute  $M = M_0 - bt$  into Equation 1 and solve the resulting equation for  $v$ . Use the initial condition  $v(0) = 0$  to evaluate the constant.
  - Determine the velocity of the rocket at time  $t = M_2/b$ . This is called the *burnout velocity*.
  - Determine the height of the rocket  $y = y(t)$  at the burnout time.
  - Find the height of the rocket at any time  $t$ .
15. Use integration by parts to show that, for all  $x > 0$ ,

$$0 < \int_0^{\infty} \frac{\sin t}{\ln(1+x+t)} \, dt < \frac{2}{\ln(1+x)}$$

16. Suppose  $f(1) = f'(1) = 0$ ,  $f''$  is continuous on  $[0, 1]$  and  $|f''(x)| \leq 3$  for all  $x$ . Show that

$$\left| \int_0^1 f(x) \, dx \right| \leq \frac{1}{2}$$